

# Full Governors' Report To Parents Year 2014 – 2015



This report is a statutory document sent from the Chair of the Governing Body on behalf of the Governing Body to you as parents and carers. The contents included are decided by the Welsh Government.

All governing bodies are required to produce and distribute a summary version of the annual report to parents. A copy of the full report is available from the school via each phase reception area or alternatively as a download from [www.ebbwfawr.co.uk](http://www.ebbwfawr.co.uk)

A request for a full printed copy can also be made via the school website contact us page.

## **Parent Meeting with Governors**

The Governors are no longer required to hold an annual parents meeting. One can be called on demand from parents subject to a minimum number of parents requesting one.

Governors are always available to meet to discuss issues with parents and attend most school events for this purpose. The Chair of Governors can be contacted via the school.

## Message from the Chair of the Governing Body

It is a great pleasure to bring you this Governors' Report to Parents following another successful academic year at Ebbw Fawr Learning Community.

In September 2015 the Primary Phase students numbered 336 and The Secondary Phase numbered 1041. Our new students have settled in quickly and have settled to their studies. Innovative ideas for early transition work last term with the Primary Phase feeder schools helped to achieve this. A tribute to the hard work and organisation by the staff throughout both Phases.

The GCSE results in September 2015 were 54% of Year 11 achieved 5 or more Level 2 qualifications (equivalent to GCSE A\* to C including English & Mathematics). The full schedule of achieved results is attached to this report. At present this information is provisional only. My congratulations to all on their achievements and I wish them the very best for the future. Once again this result is the highest in the local authority.

The governors are delighted that the school is included in the Welsh Government's initiative 'Schools Challenge Cymru'. This exciting and challenging project is bringing added benefits and funding to our school. The benefits of the Challenge within the Secondary Phase are evident already.

The school has been very proud to host visits last year by the Minister for Education, Mr Huw Lewis and the First Minister, Mr Carwyn Jones. Mr Jones officially opened the school on 16 July 2015.

As a Board of Governors we wish to record our grateful thanks to all the Teaching Staff, Support Staff and in particular the Director and Leadership Team. The success of the school is not only measured in terms of academic results but also the impact which it makes upon the community of Ebbw Vale. Many community sporting and drama /music events have taken place all of which are a credit to the staff and students involved.

As Chair of the Board of Governors, I must express my sincere gratitude to my fellow governors and members of the PTFA who voluntarily, give many hours of their time freely to meetings both within the school premises and outside. Their support is greatly appreciated.

Parental support is of vital importance for the success of the school and I would like to take this opportunity to express our appreciation for your continued involvement. Please note that from time to time opportunities arise for the election of new parent governors. Keep a lookout for details which may be sent out in mailings from the school. In addition, the school website and our new App has enabled students and Parents/Carers to access school information.

Roderick Davies  
Chair of the Board of Governors

## The Governing Body

### Who we are:

Type	Name	Office (from December 2012)	Term of Office ends
	Mr Graeme Harkness	Director	
Community	Mr Clive Meredith		03/12/2018
Community	Mr Richard Barrett	Vice Chair of Governors	30/11/2017
Community	Mr Rod Davies	Chair of Governors. Chair Strategic Management Group	30/11/2017
Community	Mr Darryl Tovey		30/11/2017
Community	Mr Mike Davies	Chair of Community and Wellbeing Committee	30/11/2017
LEA	Cllr Anne Lewis		20/11/2017
LEA	Cllr Keren Bender		30/11/2016
LEA	Cllr Clive Meredith	Health & Safety Governor	30/11/2016
LEA	Cllr Derrick Bevan		27/03/2017
LEA	Cllr Mostyn Lewis	Safeguarding Governor	27/03/2017
Parent	Mrs Joanna Evans	Chair of Quality and Standards Committee	30/11/2016
Parent	Mr Nathan O'Callaghan		30/11/2016
Parent	Mr Kevan Lines	Chair of Resources & Personnel Committee. ALN Governor	30/11/2016
Parent	Mrs Emma Freegard		30/11/2016
Parent	Mrs Claire Tovey		30/11/2016
Parent	Mrs Louise Crump		02/12/2018
Teacher	Mrs Clare Lane		30/11/2016
Teacher	Mrs Hannah O'Neill		30/11/2016
Staff	Ms Shan James		09/07/2017

The full Governing Body meets at least once every half term and subsequently through a series of committees.

The Chair of Governors, Mr Rod Davies can be contacted via the main office in the Secondary Phase building, Tel: 01495 354690, as can the Clerk of Governors, Marie Anderson.

## Financial Statement

### Financial Statement 2014/2015

The Resources and Personnel committee met regularly throughout the year to establish and monitor the substantial school budget. I am grateful to the Director and his Finance team for their endeavours throughout the year. We have one dedicated 3-16 budget. Whilst the school's budget is relatively healthy this financial year, we are facing challenges ahead including;

1. Falling birth rates in the secondary phase which will see numbers (and income) fall for the next few years.
2. Under capacity in the primary phase.
3. The necessity of a substantial fund to be allocated towards replacing the IT equipment.

Whilst we are fortunate to have everything new, this does mean that much of our equipment will need to be replaced at roughly at the same time.

In terms of staffing we remain fully staffed in all areas of the school. A new staffing structure has been introduced including the appointment of teaching colleagues to positions with Teaching and Learning Responsibilities.

I am grateful to Governor Members of the Resources and Personnel Committee for their commitment during the year.

Kevan Lines – Chair Resources and Personnel Committee

<b>Ebbw Fawr Learning Community</b>	
<b>Out-turn Statement 2014/2015</b>	
Funding	6,891,470
Balance Brought Forward 2013/2014	219,653
<b>Total</b>	<b>£7,111,123</b>
<b>Employees</b>	
Teachers	4,050,678
Supply	182,432
Support Staff	1,141,668
Premises Staff	98,697
Midday Supervisors	31,081
<b>Total</b>	<b>£5,504,556</b>
<b>Other Employee Costs</b>	
Travel/Expenses	2,670
Advertising	730
School Funded Training	5,350
<b>Total</b>	<b>£8,750</b>
<b>Energy</b>	

Gas	59,649
Electricity	120,109
Other Fuels	-1,886
<b>Total</b>	<b>£177,872</b>
<b>Capitation</b>	
Capitation	276,701
Exam Fees	104,411
<b>Total</b>	<b>£381,112</b>
<b>Premises</b>	
Rates & Rent	294,629
Building Maintenance	21,513
Building Cleaning	206,432
Grounds Maintenance	18,271
Water	13,607
Miscellaneous	31,695
Refuse Collection	14,165
<b>Total</b>	<b>£600,312</b>
<b>Communications</b>	
Postage	11,494
Telephones	13,701
<b>Total</b>	<b>£25,195</b>
<b>Transport</b>	
Vehicle Maintenance/Insurance	6,143
Vehicle Hire	10,670
Work experience	0
<b>Total</b>	<b>£16,813</b>
<b>Central Services/SLA's</b>	
Building Insurance SLA	42,864
Building Maintenance SLA	36,429
Catering SLA	188,927
Chief Executives Department SLA	165
Community Services Dept. SLA	2,327
Education Department SLA	22,780
ICT SLA	22,821
Music Support (Peripatetic)	35,797
Resources Department SLA	43,176
SMIFFS/Sickness Insurance	42,166
<b>Total</b>	<b>£440,695</b>
<b>Total Expenditure</b>	
<b>Total</b>	<b>£6,951,001</b>
<b>Income</b>	
Miscellaneous	99,690
Sickness Compensation	77,635

Maternity Compensation	47,275
Total	<b>£225,698</b>
<b>Total Income</b>	
<b>Outturn</b>	£6,693,458
<b>Surplus/(Deficit)</b>	<b>£147,665</b>

## School Performance

### Foundation Phase Data Summary

Numbers in cohort = 33 (17 boys and 16 girls) and weighting per student =3%

Number of FSM pupils=7 and weighting per student =14%

Foundation Phase Indicator (Outcome 5+ in Language, Literacy and Communication, Mathematical Development and Personal and Social Development, Wellbeing and Cultural Diversity)

	2015 target	2015 outcome
School	89% (31 pupils)	91% (30 pupils)
Family		91%
BG		83%
Wales		87%

### Language, Literacy and Communication

Outcome 5+

	2015 target	2015 outcome
School	91% (32 pupils)	91% (30 pupils)
Family		91%
BG		87%
Wales		88%

Outcome 6+

	2015 target	2015 outcome
School	46% (16 pupils)	31% (10 pupils)
Family		38%
BG		29%
Wales		34%

### Mathematical Development

Outcome 5+

	2015 target	2015 outcome
School	91% (32 pupils)	91% (30 pupils)
Family		92%
BG		86%
Wales		90%

Outcome 6+

	2015 target	2015 outcome
School	37% (13 pupils)	26% (9 pupils)
Family		33%
BG		28%
Wales		34%



## **Personal and Social Development, Wellbeing and Cultural Diversity**

### Outcome 5+

	2015 target	2015 outcome
School	94% (33 pupils)	94% (31 pupils)
Family		97%
BG		95%
Wales		95%

### Outcome 6+

	2015 target	2015 outcome
School	54% (19 pupils)	60% (20 pupils)
Family		61%
BG		49%
Wales		56%

## **KS2 Data Summary**

**Numbers in cohort = 47 (22 boys and 25 girls) and weighting per student =2 %  
Number of FSM pupils=10 and weighting per pupil=10%**

## **Core Subject Indicator (Level 4+ in English, Maths and Science)**

	2015 target	2015 outcome
School	85% (40 pupils)	87% (41 pupils)
Family		92%
BG		87%
Wales		88%

## **English**

### Level 4+

	2015 target	2015 outcome
School	87% (41 pupils)	92% (43 pupils)
Family		94%
BG		88%
Wales		90%

### Level 5

	2015 target	2015 outcome
School	17% (8 pupils)	28% ( 13 pupils)
Family		38%
BG		36%
Wales		41%

## **Maths**

Level 4+

	2015 target	2015 outcome
School	87% (41 pupils)	89% (42 pupils)
Family		94%
BG		89%
Wales		90%

Level 5+

	2015 target	2015 outcome
School	23% (11 pupils)	37% ( 17 pupils)
Family		39%
BG		36%
Wales		41%

## **Science**

Level 4+

	2015 target	2015 outcome
School	87% (41 pupils)	89% (42 pupils)
Family		95%
BG		89%
Wales		91%

Level 5+

	2015 target	2015 outcome
School	23% (11 pupils)	32% ( 15 pupils)
Family		43%
BG		36%
Wales		41%

## **Welsh**

Level 4

2015	2014
Target 70% (33 pupils)	Target 65% (27 pupils)
Outcome 83% (39 pupils)	Outcome 68% (28 pupils)

Level 5

2015	2014
Target 0%	Target 2% (1 pupil)
Outcome 23% (11 pupils)	Outcome 2% (1 pupil)

# National Test Analysis

## Reading & Numeracy

### School Comparative Report with Benchmarking: National Numeracy Procedural Test

Percentage of pupils within each range of scores:

NCY		English Reading			Welsh Reading			Numeracy Procedural			Numeracy Reasoning		
		School 2015	LA 2015	Wales 2015	School 2015	LA 2015	Wales 2015	School 2015	LA 2015	Wales 2015	School 2015	LA 2015	Wales 2015
2	<85	14	23	16	-	33	16	11	26	16	26	30	16
	Between 85 - 115	74	68	67	-	65	68	86	69	68	74	63	67
	>115	11	9	17	-	2	17	3	5	16	0	7	17
3	<85	32	22	16	-	33	15	34	23	16	26	21	15
	Between 85 - 115	57	68	65	-	57	66	62	69	68	70	71	68
	>115	11	11	19	-	10	18	4	8	16	4	8	17
4	<85	27	23	16	-	51	15	29	24	16	27	23	16
	Between 85 - 115	61	68	67	-	49	68	61	66	68	66	67	66
	>115	13	9	16	-	0	17	11	11	16	7	10	18
5	<85	26	21	16	-	35	15	26	23	16	50	25	16
	Between 85 - 115	65	68	67	-	58	67	65	68	68	44	64	68
	>115	9	10	17	-	8	17	9	10	16	6	11	17
6	<85	21	25	16	-	65	15	36	24	16	47	25	16
	Between 85 - 115	77	66	67	-	35	68	64	66	68	51	68	67
	>115	2	9	17	-	0	17	0	10	17	2	7	17

Benchmark quarters based on % of pupils achieving an age standardised score of 85 and above, 2015

Year	English Reading	Welsh Reading	Numeracy Procedural	Numeracy Reasoning
2	2		2	4
3	4		4	4
4	4		4	4
5	4		4	4
6	3		4	4

Benchmark quarters based on % of pupils achieving an age standardised score of 115 and above, 2015

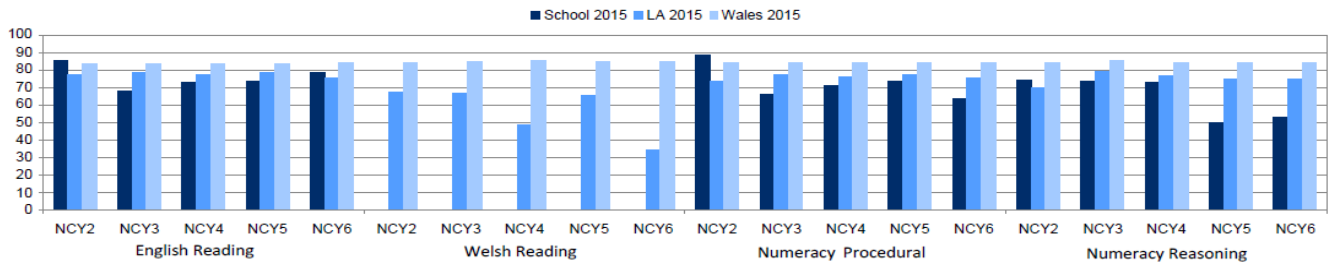
Year	English Reading	Welsh Reading	Numeracy Procedural	Numeracy Reasoning
2	3		4	4
3	3		4	4
4	2		3	4
5	3		3	3
6	4		4	4

The benchmarks have been calculated using a three-year average for Free School Meal data.

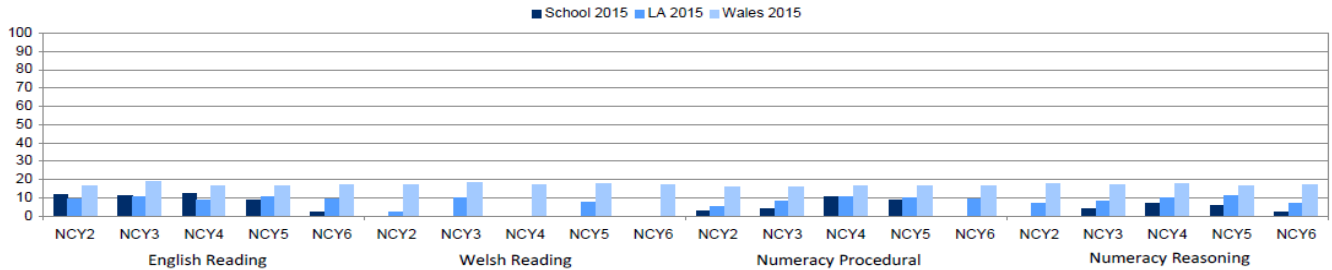
Percentage of pupils achieving an average or above average progress measure:

NCY	English Reading					Welsh Reading					Numeracy Procedural					Numeracy Reasoning				
	School 2013	School 2014	School 2015	LA 2015	Wales 2015	School 2013	School 2014	School 2015	LA 2015	Wales 2015	School 2013	School 2014	School 2015	LA 2015	Wales 2015	School 2013	School 2014	School 2015	LA 2015	Wales 2015
2	75	60	80	76	83	-	-	-	63	84	67	58	89	73	83	-	50	74	68	83
3	58	78	64	78	83	-	-	-	70	85	62	67	60	78	84	-	67	57	75	83
4	78	59	73	76	84	-	-	-	46	86	60	63	71	73	83	-	56	71	74	83
5	69	76	76	79	84	-	-	-	65	83	57	62	74	78	84	-	56	65	78	86
6	80	54	77	74	83	-	-	-	31	84	67	61	60	73	83	-	63	49	73	82

**Percentage of pupils achieving a score of 85 and above:**



**Percentage of pupils achieving a score of 115 and above:**



**Percentage of pupils within each range of scores:**

NCY		English Reading			Welsh Reading			Numeracy Procedural			Numeracy Reasoning		
		School 2015	LA 2015	Wales 2015	School 2015	LA 2015	Wales 2015	School 2015	LA 2015	Wales 2015	School 2015	LA 2015	Wales 2015
		<b>7</b>	<85	20	25	17	-	-	16	16	22	15	20
	Between 85 - 115	68	66	68	-	-	68	68	66	69	72	71	70
	>115	12	9	15	-	-	16	16	11	16	8	7	16
<b>8</b>	<85	20	23	16	-	-	15	18	22	16	15	18	13
	Between 85 - 115	67	68	68	-	-	69	68	68	68	76	73	71
	>115	13	9	16	-	-	16	15	10	16	9	9	16
<b>9</b>	<85	20	22	17	-	-	16	12	19	16	13	12	11
	Between 85 - 115	74	70	66	-	-	67	76	71	68	77	78	73
	>115	6	8	16	-	-	18	11	10	16	10	10	16

**Benchmark quarters based on % of pupils achieving an age standardised score of 85 and above, 2015**

Year	English Reading	Welsh Reading	Numeracy Procedural	Numeracy Reasoning
7	2		2	4
8	3		2	3
9	2		1	3

**Benchmark quarters based on % of pupils achieving an age standardised score of 115 and above, 2015**

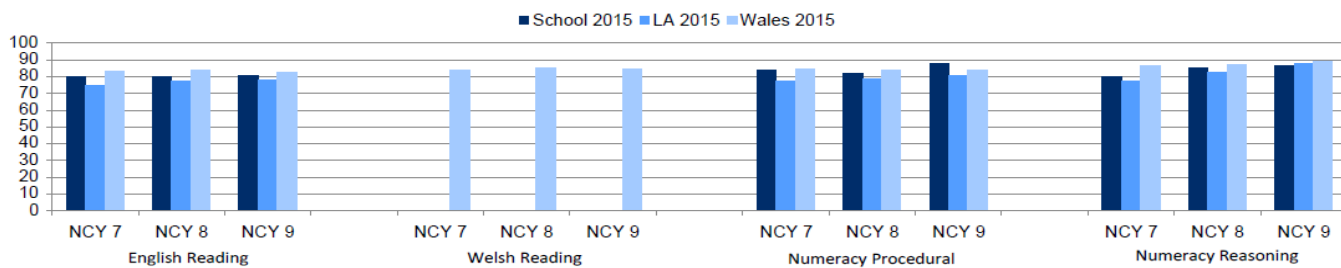
Year	English Reading	Welsh Reading	Numeracy Procedural	Numeracy Reasoning
7	2		1	3
8	1		2	3
9	4		3	3

The benchmarks have been calculated using a three-year average for Free School Meal data.

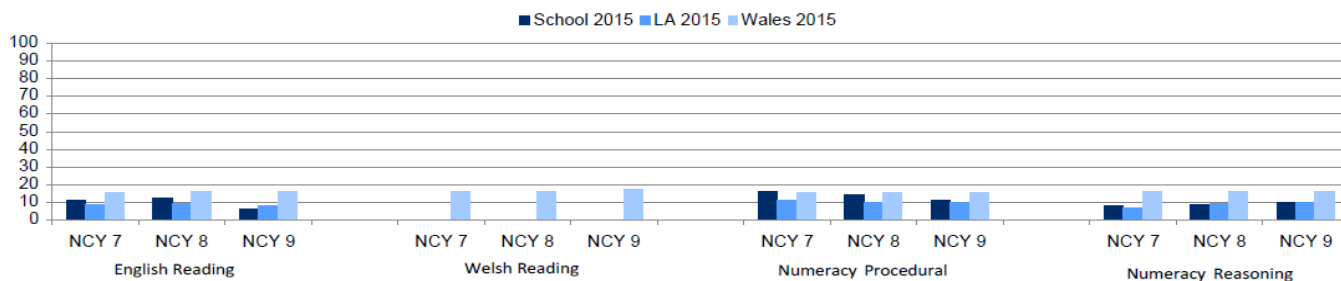
**Percentage of pupils achieving an average or above average progress measure:**

NCY	English Reading					Welsh Reading					Numeracy Procedural					Numeracy Reasoning				
	School 2013	School 2014	School 2015	LA 2015	Wales 2015	School 2013	School 2014	School 2015	LA 2015	Wales 2015	School 2013	School 2014	School 2015	LA 2015	Wales 2015	School 2013	School 2014	School 2015	LA 2015	Wales 2015
	7	80	71	80	75	83	-	-	-	-	85	79	79	85	80	87	-	72	85	82
8	74	78	79	77	84	-	-	-	-	85	68	86	83	80	85	-	69	85	82	87
9	80	76	80	78	83	-	-	-	-	85	79	72	88	80	83	-	70	87	88	89

**Percentage of pupils achieving a score of 85 and above:**



**Percentage of pupils achieving a score of 115 and above:**



## Secondary Phase

### Key stage 3

#### GCSE Results against Targets 2014/15

Performance Indicator	Target	Actual Result
Level 1 Threshold	95%	95.7%
Level 2 Threshold	78%	80.4%
<b>Level 2 inclusive</b>	56%	54.3%
Core Subject Indicator	51%	41.3%
Level 2 in Science	77%	68.7%
A*-C in English	68%	69.6%
A*- C in Mathematics	59%	58.7%
No Qualifications	0	0
Capped Points		327.5

Performance Indicator	SCHOOL				LA				WALES			
	2015	2014	2013	2012	2015	2014	2013	2012	2015	2014	2013	2012
Level 1 Threshold	96%	<b>94%</b>	92%	87%	92%	<b>90%</b>	89%	84%	94%	<b>94%</b>	93%	92%
Level 2 Threshold	80%	<b>72%</b>	66%	76%	74%	<b>72%</b>	59%	58%	83%	<b>82%</b>	77%	73%
Level 2 Threshold inc	54%	<b>53%</b>	44%	39%	47%	<b>42%</b>	39%	34%	58%	<b>55%</b>	52%	51%
C.S.I.	<b>41%</b>	<b>47%</b>	42%	40%	<b>40%</b>	<b>38%</b>	36%	33%	<b>54%</b>	<b>52%</b>	48%	49%

## Attendance

	<u>Academic Year</u>	<u>Academic Year</u>	<u>Academic Year</u>
	<u>2012-2013</u>	<u>2013-2014</u>	<u>2014-2015</u>
<b>Attendance</b>			
Attendance Target (%)	91.30%	91.50%*	91.75%*
Attendance - Actual	92.80%	93.20%	94.1%
BG Average 2011/12	91.10%		
Welsh Average 2011/12	92.20%		
Authorised Absence Target (%)	7.40%	7.00%*	6.80%*
Authorised Absence Actual	6.10%	5.20%	4.3%
Unauthorised Absence Target (%)	1.30%	1.50%*	1.45%*
Unauthorised Absence Actual	1.10%	1.70%	1.5%
*To be reviewed by Governors			

## Exclusions

<b>Exclusions</b>	2012-13	2013-14	2014-15
Number of Permanent Exclusions Target	<2	<2	<2
Number of Permanent Exclusions Actual	0	1	0
Total number of Fixed Term exclusion days Target	<140	<110	<90
Total number of Fixed Term exclusion days Actual			
	Secondary 90	192.5	245.5
	Primary 2	5.5	5.5

Targets for 2014-15 are currently being reviewed with an expected increase on those currently set.

The main reasons for these short fixed term exclusions are:

Verbal abuse/threatening behaviour

Physical Attack

Vandalism

Persistent disruptive behaviour

Bullying

Gross defiance and refusal to comply with school rules

Refusal to attend lessons

## Group Analysis by Attendance Category

Period: 01/09/2014 to 22/05/2015

### Percentage of Sessions

Group	Presents	AEA	Authorised Absences	Unauthorised Absences	% Attend
N1 - Rising 3	89.1	0.0	5.5	5.5	89.1
Nursery 2	90.0	0.0	2.9	7.1	90.0
Reception	94.7	0.0	3.6	1.7	94.7
Year 1	94.9	0.0	4.0	1.1	94.9
Year 2	96.0	0.0	2.4	1.7	96.0
Year 3	95.7	0.1	2.6	1.6	95.8
Year 4	95.5	0.1	2.4	1.9	95.7
Year 5	96.0	0.2	2.3	1.5	96.2
Year 6	94.0	0.4	4.3	1.3	94.3
Year 7	95.4	0.4	3.4	0.8	95.8
Year 8	92.4	1.6	4.5	1.5	94.0
Year 9	92.3	1.7	4.7	1.3	93.9
Year 10	83.8	9.2	5.4	1.6	93.0
Year 11	87.5	5.4	5.2	1.9	92.9
Totals	91.2	2.9	4.3	1.5	94.1

AEA = Approved education activity such as representing the school in other activities i.e. sport tournaments, educational visits, work experience, interviews, dual reg and educated off site.

### Non-attendance warning letters issued

September 2014 - July 2015

Year group	Pre-warning	1 <sup>st</sup> warning	2 <sup>nd</sup> warning	
Primary	0	6	3	
Yr 7	0	2	1	
Yr 8	0	10	3	
Yr 9	0	4	4	
Yr 10	0	23	10	
Yr 11	0	15	7	
Total	0	60	28	Overall- 88 WARNINGS



- 8 cases went to court between – September 2014 – July 2015 with an additional case still pending for a new hearing date for September 2015.
- All 8 cases received a fine or an order, resulting the cost up to September 2015 - £2399.
- Fixed penalty letters for (FPN) issued to all parents who have taken holidays with an Attendance below 95%.
- 2 parents have received a fine of £65.
- Late letters have also been issued to parents by the school and EWS for pupils above 10 sessions.
- Additional letters have also been sent for attendance for below 85% and illness.

Due to the new system Callio being embedded, cases below 80% will be referred to the EWS service by completion of a new referral form, by a member of staff. The EWO, School Callio Champion and Pastoral team are working closely together to address issues and track each year group attendance on a fortnightly bases.

## Year 11 School Leavers Destinations

### Ebbw Fawr Learning Community

### Year 11

	Female	Male	Totals	%
Continuing in full-time education - Same School	0	0	0	-
Continuing in full-time education - School	3	4	7	3.03%
Continuing in full-time education - College	107	98	205	88.74%
Continuing in full-time education - HE	0	0	0	-
GAP Year	0	0	0	-
Continuing in Part time Education	0	1	1	0.43%
Entering employment outside WBYP	1	5	6	2.6%
Entering WBYP (employed status)	1	0	1	0.43%
Entering WBYP - (without employed status)	4	4	8	3.46%
Able to Enter Emp, Ed or WBYP (Unemployed)	0	2	2	0.87%
Unable <b>OR NOT READY</b> to enter Emp, Ed or WBYP (e.g. due to illness, custodial sentence)	0	0	0	-
Known to have left the area	0	0	0	-
Not responding to follow-up and therefore unknown	1	0	1	0.43%
<b>TO BE UPDATED</b>	<b>0</b>	<b>0</b>	<b>0</b>	<b>-</b>
<b>Total number of 2015 statutory school leavers</b>	<b>117</b>	<b>114</b>	<b>231</b>	<b>100.0%</b>

## **Links with the Community**

As a school we have wide ranging links with the local and wider community. This section provides a sample of some of the links in the last academic year.

### **Primary Phase**

As a school we have wide ranging links with the local and wider community. This section provides a sample of some of the links in the last academic year.

- Monthly assemblies with Rev Waggett
- Fundraising for Romanian Charity, Ebbw Vale food bank and comic relief
- Phase Choir singing at Christmas Carol concert at Christchurch
- PC Powell leading class sessions and assemblies
- School dentist leading class sessions on looking after your teeth
- Road safety awareness talks for FP pupils
- Year 6 attending crucial crew safety awareness day
- Blaenau Gwent in Bloom project
- Junior Aspirations project with Year 6 through Communities First
- Blaenau Gwent Grand Council events

### **Secondary Phase**

- Blaenau Gwent Schools Football
- Eco – Warriors – Biodiversity competitions with BGCBC, Tree planting, Recycling, Food bank collection
- Charities supported this year – Big Toddle, Operation Christmas Child, Water Aid, Comic Relief, Blue Balloon Charity, Lepra, Santa Run for local Hospice, Children in Need
- Young Fire Fighter Scheme with local Fire Service
- Joint musical concert with Beaufort Male Voice Choir - over £1000 raised for charity
- Auditions for guitar orchestra & senior Choir in the National Festival

Visits to:

- Leysin Ski Trip – PE Department
- Tredegar Bedwelty House Holocaust – RE Department
- Birmingham Clothes Show – Textiles Department
- Llangrannog – Welsh Department
- Cardiff Museum – Art Department
- Cardiff Field work – Geography Department
- House of Parliament – Welsh Baccalaureate
- Able Radio Pontypool – Welsh Baccalaureate
- Cardiff Museum, St Fagans, Cardiff Norwegian Church – Learning Resource Base
- Mountain walking (2 days), sponsored walk in aid of the British Dyslexia Association Brecon - Gilwern Canal - Mainstream ALN students

## Targets Set by the Governing Body

### Key Stage 2 Targets

The following figures show the targets for 2015/16 for the current Year 6, and show the percentages of students targeted to gain a National Curriculum Level 4 or higher in the core subjects of English, Mathematics, Science and Welsh First Language.

Subject	Percentage
English	89%
Mathematics	89%
Science	89%

### Key Stage 3 Targets

The following figures show the targets for 2015/16 for the current Year 9, and show the percentages of students targeted to gain a National Curriculum Level 5 or higher in the core subjects of English, Mathematics, Science and Welsh First Language.

Subject	Percentage
English	88%
Mathematics	89%
Science	93%

### Key Stage 4 Targets

The following figures show the targets for 2015/16 for the current Year 11, and show the percentages of students targeted to gain the following indicators:

Level 2 Threshold, including English and Mathematics	56%
Level 1 Threshold	95%
Core Subject Indicator	50%
Leaving School with no recognised qualification	0 %

### Targets for Attendance

The following figure indicates the target for school attendance 2015/16 – 94.1%

Percentage of total student absenteeism – 5.90%

## **Provision for Students to Participate in Sport**

### **Primary Phase**

- Pupils participate in a range of sporting activities in weekly PE sessions
- KS2 pupils all have the opportunity to attend swimming lessons for 1 term
- Range of extra-curricular activities including rugby, football, netball, dance and multi skills
- Participated in swimming gala and local tournaments including cricket, cross country and football
- Annual sport's day in the summer term
- Healthy living week with a focus on healthy eating and exercise including walking to school week

### **Secondary Phase**

#### **Curriculum**

- Football, rugby, basketball, netball, hockey
- Badminton, tennis, table tennis
- Cricket, rounders
- Gymnastics, trampolining
- Athletics, cross country
- Water – swimming, life saving
- Health related exercise and modern trends – aerobics, dance, step-aerobics,
- Outdoor education – orienteering, mountain walking and mountain biking
- Outdoor education intervention – kayaking, hill walking, rock climbing, canoeing, gorge walking

#### **Extra-Curricular**

- After school clubs for: dance, football, rugby, netball, hockey, badminton, cricket, swimming, athletics, cross country, trampolining
- Opportunities for students to represent school/county/national level: football, rugby, hockey, netball, cricket, tennis, swimming, athletics, trampolining, cross country.
- National Finalists – Welsh School Trampoline Championships and Southern Britain Championships.
- A range of individual and team honours at County and National levels

## **Policy Review**

Schools are required to have a large number of policies in place. These policies are reviewed regularly and all members of the governing body are invited to attend these meetings. Policies reviewed in 2014/15 were:

- Educational visits
- Assessment Policy
- Examinations Policy
- Home to School Agreement
- Positive Handling/Physical Intervention
- Redundancy Policy
- Anti-Bullying Policy
- Freedom of Information Policy
- Governors Allowances Policy
- School Session Times Policy
- Toilet Policy
- Pay Policy
- Whistleblowing Policy
- Anti-Fraud, Corruption and Bribery Policy
- Domestic Abuse, Violence against women Policy
- Maternity Leave Policy
- Performance Management Policy
- Safer Recruitment Policy

## School Term Dates

2015/2016 (current)

Date	Start	Half Term Starts	Half Term Ends	Term Ends
Autumn	01/09/2015	26/10/2015	30/10/2015	18/12/2015
Spring	04/01/2016	15/02/2016	19/02/2016	24/03/2016
Summer	11/04/2016	30/05/2016	03/06/2016	20/07/2016

2016/2017

Date	Start	Half Term Starts	Half Term Ends	Term Ends
Autumn	01/09/2016	24/10/2016	28/10/2016	16/12/2016
Spring	03/01/2017	20/02/2017	24/02/2017	07/04/2017
Summer	24/04/2017	29/05/2017	02/06/2017	21/07/2017

## School Prospectus

Our prospectus is available from the school or can be downloaded from [www.ebbwfawr.co.uk](http://www.ebbwfawr.co.uk)

## **Curriculum and Educational Provision**

### **Curriculum Structure**

We aim to offer a range of experiences that will provide innovative and transformational opportunities for learning. The curriculum will develop students as independent, interdependent and confident learners. All students are individuals and we are committed to ensuring that any and all barriers to learning are identified and removed, allowing every learner to reach their full potential. Every effort will be made to ensure that no learner is left behind and equal emphasis will be placed on ensuring that all students including the more able, gifted and talented achieve to their full potential.

### **Foundation Phase**

The Foundation Phase Curriculum consists of seven areas of learning experiences.

The areas are:

- Personal and Social Development, Well-Being and Cultural Diversity
- Language, Literacy and Communication Skills
- Mathematical Development
- Welsh Language Development
- Knowledge and Understanding of the World
- Physical Development
- Creative Development

### **Key Stage 2**

Key Stage 2 the following subjects are taught in line with the 2008 National Curriculum;

English, Mathematics, Science, Welsh, Information and Communication Technology, Art and Design, Geography, History, Music, Physical Education and Design & Technology

The children will participate in a programme of Personal, Social and Health Education which will promote health and wellbeing, including the personal, social, spiritual, moral and cultural development of students. The children will also study RE as a statutory requirement.

In Key Stage 3 a comprehensive range of subjects are delivered to students by subject teaching specialists. The collaboration with primary partner schools to ensure consistency in curriculum provision continues to be of a high standard. Basic Skills provision has been developed through such



initiatives as corrective and paired reading, the numeracy scheme and spelling provision. A fulfilling curriculum is offered to vulnerable students through our SEAL, peer mentoring and counselling schemes, while more able and talented students have opportunities to gain additional accreditation.

The School is successful in ensuring that all students follow their preferred choice of study at Key Stage 4. The School offers a good range of general and vocational courses including a range of classroom and offsite provision. The School meets the requirements of the Learning and Skills [Wales] Measure. We collaborate well with our partners in the local area to make sure that all learners' needs are met.

### **Learning Support Provision**

In order to meet the needs of all our students the school follows well defined procedures for the identification and assessment of children with additional needs. Parents are encouraged to speak to the Form Teacher/ Tutor, Year Leader, Additional Learning Needs Co-ordinator (ALNCO) if they are concerned about any aspect of their child's schooling. If a child's name is placed on the 'Special Educational Needs Register', parents are informed of this. They are subsequently involved in regular discussions about their child's progress and about ways in which they can help at home. In the majority of cases, needs will be met by the subject teachers who will provide differentiated teaching within the classroom. In other cases, children are withdrawn on a regular basis to work with staff on a specific Intervention Programme for an agreed length of time (see ALN Brochure for further details).

The school currently has 57 students with a Statement of Special Educational Need, supported by a team of Learning Support Assistants and a dedicated Teacher of SpLD/Dyslexia. Eighteen students are placed in the Learning Resource Base.

## Language Category

### Welsh at Ebbw Fawr

- EFLC is fully committed to the WG policy, objectives and guidelines as identified in documents such as 'Our Language: its future', 'Iaith Pawb' and the Welsh medium Education strategy.
- The school has taken steps to ensure that it meets the statutory requirement to teach Welsh to all pupils up to school-leaving age. Pupils at KS3 receive 3 hours teaching per week.
- Welsh has been removed from the option programme and currently all year 10 pupils are being taught the Full Course GCSE.
- Welsh entered year 9 pupils a year early for the short course last year with a good number of pupils passing.
- Two classes of year 10 pupils were entered a year early for the Full Course last year with over 95% of pupils achieving A\*-C grades.
- Curriculum organisation allows all pupils to make and sustain good progress in Welsh.
- Transition arrangements with all cluster Primary schools allow a smooth progression into KS3.
- Pupils in year 7 attend a language activity residential course in Llangrannog, thus being able to develop their use of Welsh beyond Welsh lessons.
- Learning experiences across the curriculum enhance the development of learners' knowledge and understanding of the cultural, economic, environmental, historical and linguistic characteristics of Wales and in particular in relation to the Welsh department's involvement with the WBQ. These lessons focus on the Political, Economical, Social and Cultural scene in Wales.
- Teaching is strength within the Welsh Department and is annually highlighted as part of Performance Management processes.
- Teaching and Learning incorporates learning activities that reinforces pupils' skills in speaking and listening, reading and writing Welsh.
- New vocabulary and sentence patterns are developed positively to ensure pupils are able to use them independently.
- Pupils are given regular opportunities to apply and build on what they have learnt in previous lessons, allowing pupils to be able to make more sustained progress in Welsh.
- Wherever possible, Welsh department staff use the Welsh language as their primary mode of communication in lessons and in other situations around the school developing a clear ethos of 'Cymreictod' in the school.
- Ebbw Fawr hosts an annual Eisteddfod to celebrate the life of Saint David through the medium of song, dance, Welsh recitations and gymnastics.
- Collapsed SOW week for all pupils at KS3 in preparation for the Eisteddfod. All Departments develop Welsh Language strategies/activities to be completed at this time.

- All Welsh speaking staff are encouraged to make the language their primary mode of communication. These are also encouraged to speak Welsh to pupils.
- Staff are encouraged to use Welsh in every area of the School, such as incidental Welsh in lessons, greetings in assemblies, Winter and Summer showcases and in extra- curricular activities (such as sports involvement in the URDD).
- Pupils are encouraged to speak Welsh to each other outside the classroom stemming from initiatives such as 'Shwmae Day'.
- A number of pupils take part in extra- curricular 'educational' trips outside the school to Llangrannog and St Davids' Day Celebration in Paris.
- Pupils at key stage 3 achieve exceptionally well in Welsh and level 5+ indicators places Welsh firmly in quartile 1 in the Core Data sets.
- Level 6 and 7 indicators also places Welsh in quartile 1 in the Core Data sets.
- Pupils at KS4 outperform their attainments in other subjects in the school. Welsh is also top of the family of schools and perform favourably against National trends.
- A Bilingual Committee of pupils and staff work collaboratively to aid in the provision of Welsh in lessons and around the school.
- There is excellent support for pupils who arrive at school with limited or no previous competence in Welsh. These pupils are able to access the Welsh curriculum with these support mechanisms.
- All pupils are becoming more aware of the advantages of learning Welsh and becoming bilingual.
- Subject Leader and one member of teaching staff successfully completed a PGCE (Leadership and Management) at the University of South Wales researching teaching methods and are currently implementing successes at Ebbw Fawr.
- Bilingual signage is developing with learning walks completed at the Primary Phase and are currently to start at the Secondary Phase.

## **Action to Promote Healthy Eating**

Appetite for Life is the Welsh Government's plan for improving the food and drink provided in schools in Wales. It sets new food, drink and nutrient standards that mean food provided in school will be healthy and well balanced and snack foods and drinks with little or no nutritional value will not be available.

The food and drink based standards apply across the school day including breakfast clubs, mid-morning break and lunch time provision. The nutrient based standards apply to the food served at lunch times.

### **What are the “nutrient based standards”?**

The nutrient based standards list a maximum amount of fat, saturated fat, added sugars and salt and minimum amount for vitamins and minerals for an average school lunch. There are also calorie limits which mean that the average school lunch contains energy which is right for the needs of children and young people.

All the food provided by Blaenau Gwent Catering Team at lunchtimes has been nutritionally analysed against the nutrient based standards to ensure your child can choose from a healthy balanced variety of foods at lunch time

In the secondary phase the range of food on offer tends to be wider and more varied than in the primary phase. The secondary phase offer a wide range of options such as traditional hot dishes and meal deals – offering good value for money, salad bars, and jacket potatoes with fillings, sandwiches, baguettes, rolls and healthy drinks.

## **Toilet Facilities**

Ebbw Fawr Learning Community has toilet facilities in the following areas:

### **Primary Phase**

No. of toilets:

Foundation classes – 9 (including  
nursery) KS2 area – 8 boys, 8 girls

Staff/disabled access toilets – 7

Staff toilets – male and female in staff room area – 4 for each

### **Secondary Phase**

Toilet blocks in each cluster wing

End of corridors on first floor (science), second floor science

End of corridor on ground floor

D&T Staff toilets around the  
building

Disabled access toilets around the building and in areas listed above

Totals for secondary – 13 staff, 21 boys, 35 girls, 14 disabled access

All toilets, sinks, taps and doors are cleaned Monday to Friday by trained staff

**Pupils aged 15****Number of pupils aged 15 who were on roll in January 2015 : 230****Percentage of pupils aged 15 who:**

	entered at least one qualification	achieved the Level 1 threshold	achieved the Level 2 threshold	achieved the Level 2 threshold including a GCSE pass in English or Welsh first language and mathematics	Core Subject Indicator (2)	Average capped (3) wider points score per pupil	Average wider points score per pupil
School 2014/15	100	96	80	54	41	327	437
LA Area 2014/15	99	92	74	47	40	317	445
Wales 2014/15	99	94	83	58	54	342	525
School 13/14/15	100	94	73	50	43	320	460
School 12/13/14	100	92	72	45	42	318	476

**Number of boys aged 15 who were on roll in January 2015 : 113****Percentage of boys aged 15 who:**

	entered at least one qualification	achieved the Level 1 threshold	achieved the Level 2 threshold	achieved the Level 2 threshold including a GCSE pass in English or Welsh first language and mathematics	Core Subject Indicator (2)	Average capped (3) wider points score per pupil	Average wider points score per pupil
School 2014/15	100	96	73	57	48	317	416
LA Area 2014/15	99	90	67	44	38	298	407
Wales 2014/15	99	93	80	54	51	331	500
School 13/14/15	100	93	64	49	44	301	414
School 12/13/14	100	89	62	42	40	293	417

**Number of girls aged 15 who were on roll in January 2015 : 117****Percentage of girls aged 15 who:**

	entered at least one qualification	achieved the Level 1 threshold	achieved the Level 2 threshold	achieved the Level 2 threshold including a GCSE pass in English or Welsh first language and mathematics	Core Subject Indicator (2)	Average capped (3) wider points score per pupil	Average wider points score per pupil
School 2014/15	100	96	87	52	35	338	457
LA Area 2014/15	99	94	82	51	43	337	487
Wales 2014/15	99	96	87	61	58	354	551
School 13/14/15	100	95	81	51	42	337	501
School 12/13/14	100	94	80	48	44	339	528

(1) For details on approved qualifications, point scores and contribution to thresholds, please see the Database for Approved Qualifications in Wales

(DAQW) at <http://www.daqw.org.uk/>

(2) For information about which syllabuses are included in each subject area see Notes for Guidance.

(3) Average capped wider point scores are calculated using the best 8 results.

(4) Entry Level Qualification.

(5) Used for all Free School Meal benchmarking tables. This indicator is only shown for mainstream secondary schools.

(6) Note that the denominator for this indicator is the number of 15 year olds who entered Welsh First Language, rather than the total number of 15 year olds.

Summary of National Curriculum Assessment results of pupils in the school (2014) and nationally (2013) at the end of Key Stage 3 as a percentage of those eligible for assessment.

		N	D	NC O 1,2, &3	1	2	3	4	5	6	7	>=8	5+
<b>English</b>	School	0	0	0	0	0	2	9	43	32	13	0	88
	National	0	0	0	0	1	3	12	40	30	11	1	83
Oracy	School	0	0	0	0	0	2	9	43	32	13	0	88
	National	0	0	0	0	1	3	12	37	32	12	1	83
Reading	School	0	0	0	0	0	2	9	46	33	9	0	88
	National	0	0	0	0	1	4	14	39	30	12	1	81
Writing	School	0	0	0	0	0	2	10	47	31	10	0	88
	National	0	0	0	1	1	4	18	39	27	10	1	76

<b>Cymraeg</b>	School	0	0	0	0	0	0	0	0	0	0	0	0
	National	0	0	-	-	0	2	10	42	33	12	1	88
Oracy	School	0	0	0	0	0	0	0	0	0	0	0	0
	National	-	0	0	-	0	1	10	40	35	13	1	88
Reading	School	0	0	0	0	0	0	0	0	0	0	0	0
	National	0	0	-	-	0	2	12	41	33	12	1	86
Writing	School	0	0	0	0	0	0	0	0	0	0	0	0
	National	0	0	-	0	0	3	17	43	28	9	1	80

<b>Mathematics</b>	School	0	0	0	0	0	5	13	36	23	24	0	82
	National	0	0	0	0	1	3	11	31	32	19	2	84

<b>Science</b>	School	0	0	0	0	0	1	6	50	39	5	0	94
	National	0	0	0	0	0	2	10	38	34	14	1	87

<b>Core Subject Indicator</b>	School	80.77
	National	77

N	D	NC O 1,2 &3	1	2	3	4	5	6	7	>=8	5+
---	---	----------------------	---	---	---	---	---	---	---	-----	----

<b>Welsh Second Language</b>	School	1	0	0	0	0	7	17	36	25	14	0	75
	National	1	1	0	1	1	6	17	41	25	7	1	73
<b>Modern Foreign Language</b>	School	0	0	0	0	1	7	18	34	36	3	0	73
	National	2	1	0	1	1	4	14	38	30	10	1	78
<b>Design &amp; Technology</b>	School	0	0	0	0	0	2	11	50	37	0	0	86
	National	0	0	0	0	1	1	9	45	34	9	0	88
<b>ICT</b>	School	0	0	0	0	0	1	12	53	26	8	0	87
	National	0	0	0	0	0	1	8	42	37	11	0	89
<b>History</b>	School	0	0	0	0	0	4	17	47	22	9	0	79
	National	0	0	0	0	1	2	11	39	33	12	1	85
<b>Geography</b>	School	0	0	0	0	0	3	15	46	27	9	0	82
	National	0	0	0	0	1	2	12	40	31	12	1	85
<b>Art &amp; Design</b>	School	0	0	0	0	0	0	7	27	49	14	3	93
	National	0	0	0	0	0	1	9	44	33	11	1	89
<b>Music</b>	School	0	0	0	0	0	1	18	52	27	2	0	81
	National	1	0	0	0	0	1	10	52	27	7	1	87
<b>PE</b>	School	0	0	0	0	0	0	8	62	24	6	0	92
	National	1	0	0	0	0	1	11	50	28	8	1	86



### Percentage of boys at each level

		N	D	NC O 1,2, &3	1	2	3	4	5	6	7	>= 8	5+
<b>English</b>	School	0	0	0	0	0	4	9	52	29	6	0	87
	National	-	-	-	-	-	-	-	-	-	-	-	77
<b>Cymraeg</b>	School	0	0	0	0	0	0	0	0	0	0	0	0
	National	-	-	-	-	-	-	-	-	-	-	-	83
<b>Maths</b>	School	0	0	0	0	0	7	11	43	19	20	0	82
	National	-	-	-	-	-	-	-	-	-	-	-	82
<b>Science</b>	School	0	0	0	0	0	2	6	57	32	3	0	93
	National	-	-	-	-	-	-	-	-	-	-	-	84

### Percentage of girls at each level

		N	D	NC O 1,2, &3	1	2	3	4	5	6	7	>= 8	5+
<b>English</b>	School	0	0	0	0	0	0	9	33	36	22	0	91
	National	-	-	-	-	-	-	-	-	-	-	-	89
<b>Cymraeg</b>	School	0	0	0	0	0	0	0	0	0	0	0	0
	National	-	-	-	-	-	-	-	-	-	-	-	93
<b>Maths</b>	School	0	0	0	0	0	2	16	27	27	28	0	82
	National	-	-	-	-	-	-	-	-	-	-	-	86
<b>Science</b>	School	0	0	0	0	0	0	6	41	47	7	0	94
	National	-	-	-	-	-	-	-	-	-	-	-	90