



GOVERNORS' SUMMARY REPORT

TO PARENTS

YEAR 2014-2015

This report is a statutory document sent from the Chair of the Governing Body on behalf of the Governing Body to you as parents and carers. The contents included are decided by the Welsh Government.

All governing bodies are required to produce and distribute a summary version of the annual report to parents. A copy of the full report is available from the school via each phase reception area or alternatively as a download from www.ebbwfawr.co.uk

A request for a full printed copy can also be made via the school website contact us page.

Parent Meeting with Governors

The Governors are no longer required to hold an annual parents meeting. One can be called on demand from parents subject to a minimum number of parents requesting one.

Governors are always available to meet to discuss issues with parents and attend most school events for this purpose. The Chair of Governors can be contacted via the school.



3-16

Ebbw Fawr Learning Community

The full report contains the following items:

- Detail of Governors and contact address of Chair and Clerk
- Financial Statement
- Destination of School Leavers (data is not available yet from Careers Wales)
- Community Links
- Targets for Improvement and for Reducing Unauthorised Attendance
- Policy Review and Actions
- Term Dates for Next School Year
- Changes to the Prospectus
- Curriculum Statement
- Use of Welsh in School by Students
- Provision of Toilet Facilities
- Action to promote Healthy Eating

This Summary Report contains the following items:

- Information on Next Elections for Parent Governors
- School Performance Comparative Reports and TA Data
- SSSP form
- Attendance
- Sport including Extra-Curricular Provision



3-16

Ebbw Fawr Learning Community

Summary Report

Next Elections for Parent Governors

The school has 6 parent governors whose terms of offices are shown below

Type	Name	Office (from December 2012)	Term of Office ends
Parent	Mrs Joanna Evans	Chair of Quality and Standards Committee	30/11/2016
Parent	Mr Nathan O'Callaghan		30/11/2016
Parent	Mr Kevan Lines	Chair of Resources & Personnel Committee ALN Governor	30/11/2016
Parent	Mrs Emma Freegard		30/11/2016
Parent	Mrs Claire Tovey		30/11/2016
Parent	Mrs Louise Crump		02/12/2018

3-16

Ebbw Fawr Learning Community

School Performance

Foundation Phase Data Summary

Numbers in cohort = 33 (17 boys and 16 girls) and weighting per student =3%
 Number of FSM pupils=7 and weighting per student =14%

Foundation Phase Indicator (Outcome 5+ in Language, Literacy and Communication, Mathematical Development and Personal and Social Development, Wellbeing and Cultural Diversity)

	2015 target	2015 outcome
School	89% (31 pupils)	91% (30 pupils)
Family		91%
BG		83%
Wales		87%

Language, Literacy and Communication

Outcome 5+

	2015 target	2015 outcome
School	91% (32 pupils)	91% (30 pupils)
Family		91%
BG		87%
Wales		88%

Outcome 6+

	2015 target	2015 outcome
School	46% (16 pupils)	31% (10 pupils)
Family		38%
BG		29%
Wales		34%

Mathematical Development

Outcome 5+

	2015 target	2015 outcome
School	91% (32 pupils)	91% (30 pupils)
Family		92%
BG		86%
Wales		90%



3-16

Ebbw Fawr Learning Community

Outcome 6+

	2015 target	2015 outcome
School	37% (13 pupils)	26% (9 pupils)
Family		33%
BG		28%
Wales		34%

Personal and Social Development, Wellbeing and Cultural Diversity

Outcome 5+

	2015 target	2015 outcome
School	94% (33 pupils)	94% (31 pupils)
Family		97%
BG		95%
Wales		95%

Outcome 6+

	2015 target	2015 outcome
School	54% (19 pupils)	60% (20 pupils)
Family		61%
BG		49%
Wales		56%

KS2 Data Summary

Numbers in cohort = 47 (22 boys and 25 girls) and weighting per student =2 %
Number of FSM pupils=10 and weighting per pupil=10%

Core Subject Indicator (Level 4+ in English, Maths and Science)

	2015 target	2015 outcome
School	85% (40 pupils)	87% (41 pupils)
Family		92%
BG		87%
Wales		88%



3-16

Ebbw Fawr Learning Community

English

Level 4+

	2015 target	2015 outcome
School	87% (41 pupils)	92% (43 pupils)
Family		94%
BG		88%
Wales		90%

Level 5

	2015 target	2015 outcome
School	17% (8 pupils)	28% (13 pupils)
Family		38%
BG		36%
Wales		41%

Maths

Level 4+

	2015 target	2015 outcome
School	87% (41 pupils)	89% (42 pupils)
Family		94%
BG		89%
Wales		90%

Level 5+

	2015 target	2015 outcome
School	23% (11 pupils)	37% (17 pupils)
Family		39%
BG		36%
Wales		41%

3-16

Ebbw Fawr Learning Community

Science

Level 4+

	2015 target	2015 outcome
School	87% (41 pupils)	89% (42 pupils)
Family		95%
BG		89%
Wales		91%

Level 5+

	2015 target	2015 outcome
School	23% (11 pupils)	32% (15 pupils)
Family		43%
BG		36%
Wales		41%

Welsh

Level 4

2015	2014
Target 70% (33 pupils)	Target 65% (27 pupils)
Outcome 83% (39 pupils)	Outcome 68% (28 pupils)

Level 5

2015	2014
Target 0%	Target 2% (1 pupil)
Outcome 23% (11 pupils)	Outcome 2% (1 pupil)

Ebbw Fawr Learning Community

National Test Analysis

Reading & Numeracy

School Comparative Report with Benchmarking: National Numeracy Procedural Test

Percentage of pupils within each range of scores:

NCY		English Reading			Welsh Reading			Numeracy Procedural			Numeracy Reasoning		
		School 2015	LA 2015	Wales 2015	School 2015	LA 2015	Wales 2015	School 2015	LA 2015	Wales 2015	School 2015	LA 2015	Wales 2015
2	<85	14	23	16	-	33	16	11	26	16	26	30	16
	Between 85 - 115	74	68	67	-	65	68	86	69	68	74	63	67
	>115	11	9	17	-	2	17	3	5	16	0	7	17
3	<85	32	22	16	-	33	15	34	23	16	26	21	15
	Between 85 - 115	57	68	65	-	57	66	62	69	68	70	71	68
	>115	11	11	19	-	10	18	4	8	16	4	8	17
4	<85	27	23	16	-	51	15	29	24	16	27	23	16
	Between 85 - 115	61	68	67	-	49	68	61	66	68	66	67	66
	>115	13	9	16	-	0	17	11	11	16	7	10	18
5	<85	26	21	16	-	35	15	26	23	16	50	25	16
	Between 85 - 115	65	68	67	-	58	67	65	68	68	44	64	68
	>115	9	10	17	-	8	17	9	10	16	6	11	17
6	<85	21	25	16	-	65	15	36	24	16	47	25	16
	Between 85 - 115	77	66	67	-	35	68	64	66	68	51	68	67
	>115	2	9	17	-	0	17	0	10	17	2	7	17

Benchmark quarters based on % of pupils achieving an age standardised score of 85 and above, 2015

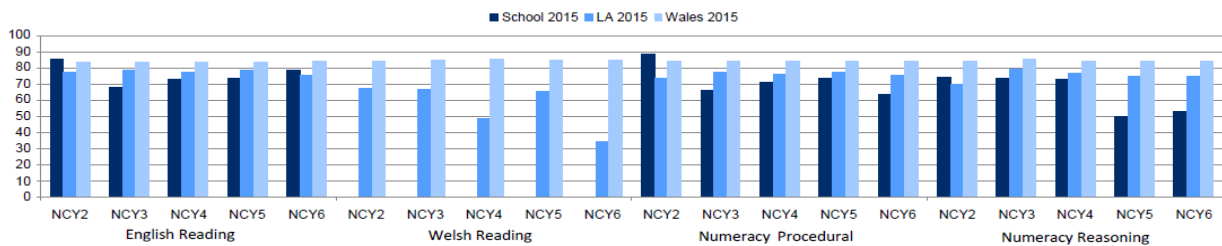
Year	English Reading	Welsh Reading	Numeracy Procedural	Numeracy Reasoning
2	2		2	4
3	4		4	4
4	4		4	4
5	4		4	4
6	3		4	4

Benchmark quarters based on % of pupils achieving an age standardised score of 115 and above, 2015

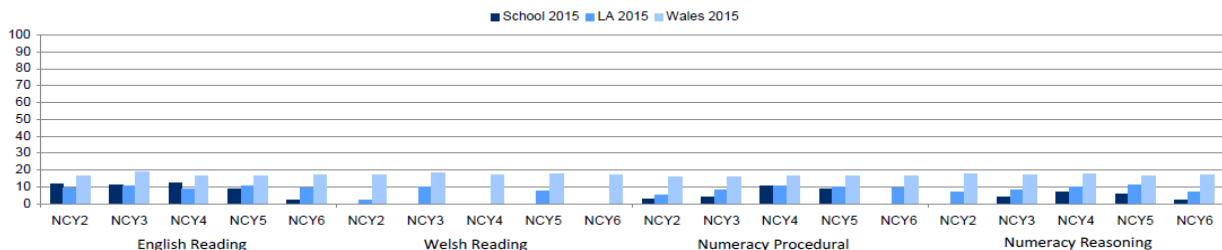
Year	English Reading	Welsh Reading	Numeracy Procedural	Numeracy Reasoning
2	3		4	4
3	3		4	4
4	2		3	4
5	3		3	3
6	4		4	4

The benchmarks have been calculated using a three-year average for Free School Meal data.

Percentage of pupils achieving a score of 85 and above:



Percentage of pupils achieving a score of 115 and above:



3-16

Ebbw Fawr Learning Community

Percentage of pupils within each range of scores:

NCY		English Reading			Welsh Reading			Numeracy Procedural			Numeracy Reasoning		
		School 2015	LA 2015	Wales 2015	School 2015	LA 2015	Wales 2015	School 2015	LA 2015	Wales 2015	School 2015	LA 2015	Wales 2015
7	<85	20	25	17	-	-	16	16	22	15	20	23	14
	Between 85 - 115	68	66	68	-	-	68	68	66	69	72	71	70
	>115	12	9	15	-	-	16	16	11	16	8	7	16
8	<85	20	23	16	-	-	15	18	22	16	15	18	13
	Between 85 - 115	67	68	68	-	-	69	68	68	68	76	73	71
	>115	13	9	16	-	-	16	15	10	16	9	9	16
9	<85	20	22	17	-	-	16	12	19	16	13	12	11
	Between 85 - 115	74	70	66	-	-	67	76	71	68	77	78	73
	>115	6	8	16	-	-	18	11	10	16	10	10	16

Benchmark quarters based on % of pupils achieving an age standardised score of 85 and above, 2015

Year	English Reading	Welsh Reading	Numeracy Procedural	Numeracy Reasoning
7	2		2	4
8	3		2	3
9	2		1	3

Benchmark quarters based on % of pupils achieving an age standardised score of 115 and above, 2015

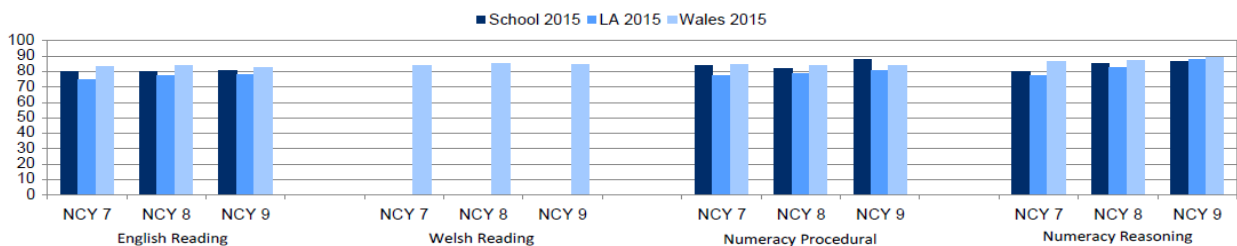
Year	English Reading	Welsh Reading	Numeracy Procedural	Numeracy Reasoning
7	2		1	3
8	1		2	3
9	4		3	3

The benchmarks have been calculated using a three-year average for Free School Meal data.

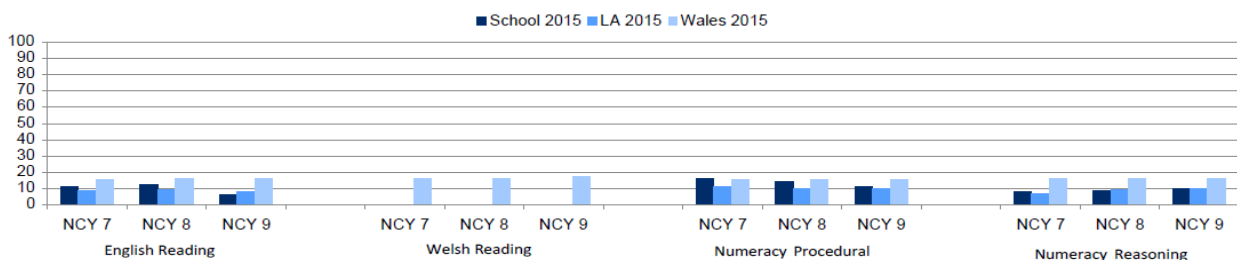
Percentage of pupils achieving an average or above average progress measure:

NCY	English Reading					Welsh Reading					Numeracy Procedural					Numeracy Reasoning				
	School 2013	School 2014	School 2015	LA 2015	Wales 2015	School 2013	School 2014	School 2015	LA 2015	Wales 2015	School 2013	School 2014	School 2015	LA 2015	Wales 2015	School 2013	School 2014	School 2015	LA 2015	Wales 2015
7	80	71	80	75	83	-	-	-	-	85	79	79	85	80	87	-	72	85	82	88
8	74	78	79	77	84	-	-	-	-	85	68	86	83	80	85	-	69	85	82	87
9	80	76	80	78	83	-	-	-	-	85	79	72	88	80	83	-	70	87	88	89

Percentage of pupils achieving a score of 85 and above:



Percentage of pupils achieving a score of 115 and above:



3-16

Ebbw Fawr Learning Community

Ebbw Fawr Learning Community Summary of School Performance (1)

LA/School No.

Provisional SSSP 2015

677/5500

Number of pupils aged 15 who were on roll in January 2015 : 230

Percentage of pupils aged 15 who:

	entered at least one qualification	achieved the Level 1 threshold	achieved the Level 2 threshold	achieved the Level 2 threshold including a GCSE pass in English or Welsh first language and mathematics	Core Subject Indicator (2)	Average capped (3) wider points score per pupil	Average wider points score per pupil
School 2014/15	100	96	80	54	41	327	437
LA Area 2014/15	99	92	74	47	40	317	445
Wales 2014/15	99	94	83	58	54	342	525
School 13/14/15	100	94	73	50	43	320	460
School 12/13/14	100	92	72	45	42	318	476

Number of boys aged 15 who were on roll in January 2015 : 113

Percentage of boys aged 15 who:

	entered at least one qualification	achieved the Level 1 threshold	achieved the Level 2 threshold	achieved the Level 2 threshold including a GCSE pass in English or Welsh first language and mathematics	Core Subject Indicator (2)	Average capped (3) wider points score per pupil	Average wider points score per pupil
School 2014/15	100	96	73	57	48	317	416
LA Area 2014/15	99	90	67	44	38	298	407
Wales 2014/15	99	93	80	54	51	331	500
School 13/14/15	100	93	64	49	44	301	414
School 12/13/14	100	89	62	42	40	293	417

Number of girls aged 15 who were on roll in January 2015 : 117

Percentage of girls aged 15 who:

	entered at least one qualification	achieved the Level 1 threshold	achieved the Level 2 threshold	achieved the Level 2 threshold including a GCSE pass in English or Welsh first language and mathematics	Core Subject Indicator (2)	Average capped (3) wider points score per pupil	Average wider points score per pupil
School 2014/15	100	96	87	52	35	338	457
LA Area 2014/15	99	94	82	51	43	337	487
Wales 2014/15	99	96	87	61	58	354	551
School 13/14/15	100	95	81	51	42	337	501
School 12/13/14	100	94	80	48	44	339	528

ATTENDANCE

	<u>Academic Year</u>	<u>Academic Year</u>	<u>Academic Year</u>
	2012-2013	2013-2014	2014-2015
Attendance			
Attendance Target (%)	91.30%	91.50%*	91.75%*
Attendance - Actual	92.80%	93.20%	94.1%
BG Average 2011/12	91.10%		
Welsh Average 2011/12	92.20%		
Authorised Absence Target (%)	7.40%	7.00%*	6.80%*
Authorised Absence Actual	6.10%	5.20%	4.3%
Unauthorised Absence Target (%)	1.30%	1.50%*	1.45%*
Unauthorised Absence Actual	1.10%	1.70%	1.5%
*To be reviewed by Governors			

Exclusions	2012-13	2013-14	2014-15
Number of Permanent Exclusions Target	<2	<2	<2
Number of Permanent Exclusions Actual	0	1	0
Total number of Fixed Term exclusion days Target	<140	<110	<90
Total number of Fixed Term exclusion days Actual			
	Secondary 90	192.5	245.5
	Primary 2	5.5	5.5

Targets for 2014-15 are currently being reviewed with an expected increase on those currently set.

The main reasons for these short fixed term exclusions are:

- Verbal abuse/threatening behaviour
- Physical Attack
- Vandalism
- Persistent disruptive behaviour
- Bullying
- Gross defiance and refusal to comply with school rules
- Refusal to attend lesson

3-16

Ebbw Fawr Learning Community

Group Analysis by Attendance Category

Period: 01/09/2014 to 22/05/2015

Percentage of Sessions

Group	Presents	AEA	Authorised Absences	Unauthorised Absences	% Attend
N1 - Rising 3	89.1	0.0	5.5	5.5	89.1
Nursery 2	90.0	0.0	2.9	7.1	90.0
Reception	94.7	0.0	3.6	1.7	94.7
Year 1	94.9	0.0	4.0	1.1	94.9
Year 2	96.0	0.0	2.4	1.7	96.0
Year 3	95.7	0.1	2.6	1.6	95.8
Year 4	95.5	0.1	2.4	1.9	95.7
Year 5	96.0	0.2	2.3	1.5	96.2
Year 6	94.0	0.4	4.3	1.3	94.3
Year 7	95.4	0.4	3.4	0.8	95.8
Year 8	92.4	1.6	4.5	1.5	94.0
Year 9	92.3	1.7	4.7	1.3	93.9
Year 10	83.8	9.2	5.4	1.6	93.0
Year 11	87.5	5.4	5.2	1.9	92.9
Totals	91.2	2.9	4.3	1.5	94.1

AEA = Approved education activity such as representing the school in other activities i.e. sport tournaments, educational visits, work experience, interviews, dual reg and educated off site.



3-16

Ebbw Fawr Learning Community

Non-attendance warning letters issued

September 2014 - July 2015

Year group	Pre-warning	1 st warning	2 nd warning	
Primary	0	6	3	
Yr 7	0	2	1	
Yr 8	0	10	3	
Yr 9	0	4	4	
Yr 10	0	23	10	
Yr 11	0	15	7	
Total	0	60	28	Overall- 88 WARNINGS

- 8 cases went to court between – September 2014 – July 2015 with an additional case still pending for a new hearing date for September 2015.
- All 8 cases received a fine or an order, resulting the cost up to September 2015 - £2399.
- Fixed penalty letters for (FPN) issued to all parents who have taken holidays with an Attendance below 95%.
- 2 parents have received a fine of £65.
- Late letters have also been issued to parents by the school and EWS for pupils above 10 sessions.
- Additional letters have also been sent for attendance for below 85% and illness.

Due to the new system Callio being embedded, cases below 80% will be referred to the EWS service by completion of a new referral form, by a member of staff. The EWO, School Callio Champion and Pastoral team are working closely together to address issues and track each year group attendance on a fortnightly bases



3-16

Ebbw Fawr Learning Community

Provision for Students to Participate in Sport

Primary Phase

- Pupils participate in a range of sporting activities in weekly PE sessions
- KS2 pupils all have the opportunity to attend swimming lessons for 1 term
- Range of extra-curricular activities including rugby, football, netball, dance and multi skills
- Participated in swimming gala and local tournaments including cricket, cross country and football
- Annual sport's day in the summer term
- Healthy living week with a focus on healthy eating and exercise including walking to school week

Secondary Phase

Curriculum

- Football, rugby, basketball, netball, hockey
- Badminton, tennis, table tennis
- Cricket, rounders
- Gymnastics, trampolining
- Athletics, cross country
- Water – swimming, life saving
- Health related exercise and modern trends – aerobics, dance, step-aerobics,
- Outdoor education – orienteering, mountain walking and mountain biking
- Outdoor education intervention – kayaking, hill walking, rock climbing, canoeing, gorge walking

Extra-Curricular

- After school clubs for: dance, football, rugby, netball, hockey, badminton, cricket, swimming, athletics, cross country, trampolining
- Opportunities for students to represent school/county/national level: football, rugby, hockey, netball, cricket, tennis, swimming, athletics, trampolining, cross country.
- National Finalists – Welsh School Trampoline Championships and Southern Britain Championships.
- A range of individual and team honours at County and National levels