

Full Governors' Report To Parents

Year 2015 – 2016

December 2016



This report is a statutory document sent from the Chair of the Governing Body on behalf of the Governing Body to you as parents and carers. The contents included are decided by the Welsh Government.

All governing bodies are required to produce and distribute a summary version of the annual report to parents. A copy of the full report is available from the school via each phase reception area or alternatively as a download from www.ebbwfawr.co.uk

A request for a full printed copy can also be made via the school website contact us page.

Parent Meeting with Governors

The Governors are no longer required to hold an annual parents meeting. One can be called on demand from parents subject to a minimum number of parents requesting one.

Governors are always available to meet to discuss issues with parents and attend most school events for this purpose. The Chair of Governors can be contacted via the school.

Message from the Chair of the Governing Body

It is a great pleasure to bring you this Governors' Report to Parents following an eventful year at Ebbw Fawr Learning Community.

In September 2016 The Ebbw Fawr Learning Community had 1312 pupils across both phases and employed 169 staff including Leadership, Teachers, TAs, Non-Teachers, Lunchtime Supervisors and Invigilators.

The Primary Phase is working well in supporting pupils learning and wellbeing, and achieved its best results placing it amongst the top performing primary schools in Wales. In the Secondary Phase we have addressed several wellbeing concerns identified by Estyn. We have reconfigured the street area, appointed many anti-bullying ambassadors, opened a safe space, split lunch times, opened a Wellbeing and Achievement Centre, developed a more secure entrance, appointed a new pastoral support team, and developed a learner engagement project at KS4. We also have firm plans to add a covered area which will improve the "outdoor provision at break and lunch times.

The school now has an "Autistic support" provision, based on the Secondary Phase as part of the Borough's development of a wider ALN provision.

The GCSE results in September 2016 showed that 43% of Year 11 achieved 5 or more Level 2 qualifications including English and Maths. The full schedule of achieved results is attached to this report. This was a disappointing result for a school with our high standards and urgent actions have been taken to ensure that next year's results are back on track and to support pupils who have not achieved their expected grades.

The school continues to have support from the Welsh Government's initiative 'Schools Challenge Cymru' and this financial support has enabled the school to make much needed structural changes and to give additional support to our learners and staff. The SCC Challenge advisor Ceri Morgan has left us and we are now being supported by Roger Davies. The Phase Director Mr Graham Harkness has also left us to take up a challenging position in Mid Wales and he goes with our thanks for managing the transition from 2 Secondary and 3 Primary schools to one 3-16 Learning Community.

We now have a new Head Teacher, Mr Huw Lloyd, who took up the leadership post in September and whose energy and experience is already seen to be moving the school forward.

As always our students are a credit to the school and have achieved in many fields, for example, Sam Taylor became the first student from Ebbw Fawr to speak in the Houses of Parliament as a member of the Youth council, Mackenzie Morgan competed in the 1600m Open Water Championships in Hyde Park in the Serpentine and Jackson Page became World Champion under 18s Snooker in the summer.

We have an active School Council and a strong Eco -committee, working together for the benefit of the whole school.

Many of our pupils have also taken on the roles of anti-bullying counsellors and are working with all staff to ensure that the wellbeing of all our pupils is paramount.

As a Board of Governors we wish to record our grateful thanks to all the Teaching Staff, Support Staff and Leadership Team. The success of the school is not only measured in terms of academic results but also the impact which it makes upon the community of Ebbw Vale. Many community sporting and drama and music events have taken place all of which are a credit to the staff and students involved. We are excited by the prospect of the future production of Les Miserables in collaboration with the Learning Zone to be performed at the Beaufort Theatre next summer.

Parental support is of vital importance for the success of the school and I would like to take this opportunity to express our appreciation for your continued involvement. Please note that from time to time opportunities arise for the election of new parent governors. Keep a lookout for details which may be sent out in mailings from the school. In addition the school website and our new App has enabled students and parent/carers to access school information.

Richard Barrett Chair of the Board of Governors

The Governing Body

| Type | Name | Office (from December 2012) | Term of Office ends |
|-----------|---------------------|--|---------------------|
| | Mr Huw Lloyd | Headteacher | |
| Community | Mr Chris Meredith | | 03/12/2018 |
| Community | Mr Richard Barrett | Chair of Governors | 30/11/2017 |
| Community | Mr Rod Davies | | 30/11/2017 |
| Community | Mr Darryl Tovey | | 30/11/2017 |
| Community | Mr Mike Davies | | 30/11/2017 |
| LEA | Cllr Anne Lewis | | 20/11/2017 |
| LEA | Cllr Keren Bender | | 30/11/2020 |
| LEA | Cllr Clive Meredith | Health & Safety Governor | 30/11/2020 |
| LEA | Cllr Derrick Bevan | | 27/03/2017 |
| LEA | Cllr Mostyn Lewis | Safeguarding Governor | 27/03/2017 |
| Add LEA | Mr Dan Seymour | Chair of Quality & Standards | LA Determined |
| Add LEA | Gina Taylor | | LA Determined |
| Add LEA | Dave Rees | Chair of Community & Wellbeing | LA Determined |
| Parent | Mrs Joanna Evans | Chair of Quality and Standards Committee | 30/11/2020 |
| Parent | Mrs Kyleigh Davies | | 01/11/2020 |
| Parent | Mr Kevan Lines | Chair of Resources & Personnel ALN Governor | 30/11/2020 |
| Parent | Mrs Louise Crump | | 02/12/2018 |
| Parent | Vacancy | | |
| Parent | Vacancy | | |
| Teacher | Vacancy | | |
| Teacher | Vacancy | | |
| Staff | Ms Shan James | | 09/07/2017 |

The full Governing Body meets at least once every half term and subsequently through a series of committees.

The Chair of Governors, Mr Richard Barrett can be contacted via the main office in the Secondary Phase building, Tel: 01495 354690

Term of Office Ended

| Type | Name | Term of Office ended |
|---------|-----------------------|----------------------|
| Parent | Mr Nathan O'Callaghan | 30/11/2016 |
| Parent | Mrs Emma Freegard | 30/11/2016 |
| Parent | Mrs Claire Tovey | 30/11/2016 |
| Teacher | Mrs Clare Lane | 30/11/2016 |
| Teacher | Mrs Hannah O'Neill | 30/11/2016 |

Post Inspection Action Plan – Progress – 7 months

Red – Limited Progress

Amber – Satisfactory progress

Yellow – Strong progress

Green – Very good progress

1. Improve pupil wellbeing by improving dealing more effectively with Bullying – Amber
2. Improve Independent learning and oracy - Amber
3. Improve teaching in the secondary – Amber
4. Improve Self-evaluation - Amber
5. Reduce Exclusions - Red
6. Ensure that a Daily Act of Collective worship takes place - Yellow

Financial Statement 2015/16

The Resources and Personnel committee met regularly throughout the year to establish and monitor the substantial school budget. Whilst the school's budget was relatively healthy this financial year, there are significant financial challenges ahead;

1. Falling birth rates in the secondary phase which will see numbers (and income) fall for the next few years.
2. Increase in pension contribution and National Insurance costs for staff
3. The necessity of a substantial fund to be allocated towards replacing the IT equipment.
4. Projected large deficit at end of next financial year.

Whilst we are fortunate that most things are relatively new, however, this does mean that much of our equipment will need to be replaced at roughly at the same time.

In terms of staffing we remain fully staffed in all areas of the school. A new staffing structure has been introduced including the appointment of teaching colleagues to positions with Teaching and Learning Responsibilities.

I am grateful to Governor Members of the Resources and Personnel Committee for their commitment during the year.

Kevan Lines – Chair Resources and Personnel Committee

| Ebbw Fawr Learning Community | |
|-------------------------------------|-------------------|
| Out-turn Statement 2015/16 | |
| Funding | 6,762,604 |
| Balance Brought Forward 2013/2014 | 147,665 |
| Total | £6,910,269 |
| Employees | |
| Teachers | 4,018,615 |
| Supply | 145,121 |
| Support Staff | 1,215,812 |
| Premises Staff | 101,931 |
| Midday Supervisors | 35,179 |

| | |
|-----------------------------|-------------------|
| Total | £5,516,658 |
| Other Employee Costs | |
| Travel/Expenses | 3,388 |
| Advertising | 900 |
| School Funded Training | 1,450 |
| Total | £5,738 |
| Energy | |

| | |
|-------------------------------|-----------------|
| Gas | 2,077 |
| Electricity | 62,738 |
| Other Fuels | 41,540 |
| Total | £106,355 |
| Capitation | |
| Capitation | 326,246 |
| Exam Fees | 106,211 |
| Total | £432,457 |
| Premises | |
| Rates & Rent | 300,045 |
| Building Maintenance | 31,764 |
| Building Cleaning | 207,417 |
| Grounds Maintenance | 18,041 |
| Water | 303 |
| Miscellaneous | 10,000 |
| Refuse Collection | 15,796 |
| Total | £583,366 |
| Communications | |
| Postage | 12,797 |
| Telephones | 19,374 |
| Total | £32,171 |
| Transport | |
| Vehicle Maintenance/Insurance | 1,914 |
| Vehicle Hire | 7,850 |
| Work experience | 0 |
| Total | £9,764 |
| Central Services/SLA's | |
| Building Insurance SLA | 47,150 |
| Building Maintenance SLA | 57,703 |
| Catering SLA | 183,742 |
| Courier SLA | 168 |
| Financial Support & SIMS | 21,851 |
| Governor Support | 0 |
| Health and Safety | 3,292 |
| OD | 19,363 |
| Legal Services | 2,265 |

| | |
|-------------------------------------|-------------------|
| Music Support (Peripatetic) | 35,533 |
| School finance (payroll, Creditors) | 23,425 |
| Communications | 97 |
| Schools ICT | 34,493 |
| Sickness insurance scheme | 60,944 |
| SpLD | 0 |
| Total | £490,026 |
| Total Expenditure | |
| Total | £7,176,535 |
| Income | |
| Miscellaneous | 184,772 |
| Lettings | 30,313 |
| Sickness Compensation | 60,164 |
| Interest | 738 |
| Maternity Compensation | 41,462 |

| | |
|--------------------------|-------------------|
| Total | £317,400 |
| Total Income | |
| Outturn | £6,859,135 |
| Surplus/(Deficit) | £51,134 |

School Performance

Foundation Phase Data Summary

Numbers in cohort = 49 (26 boys and 23girls) and weighting per student =2%

Number of FSM pupils=14 and weighting per student =28%

Foundation Phase Indicator (Outcome 5+ in Language, Literacy and Communication, Mathematical Development and Personal and Social Development, Wellbeing and Cultural Diversity)

| | 2016 target | 2016 outcome |
|--------|-----------------|--------------|
| School | 92% = 45 pupils | 92% |
| Family | | 84% |
| BG | | 85% |
| Wales | | 87% |

Language, Literacy and Communication

Outcome 5+

| | 2016 target | 2016 outcome |
|--------|-----------------|--------------|
| School | 92% = 45 pupils | 96% |
| Family | | 85% |
| BG | | 87% |
| Wales | | 88% |

Outcome 6+

| | 2016 target | 2016 outcome |
|--------|-----------------|--------------|
| School | 38% = 19 pupils | 35% |
| Family | | 29% |
| BG | | 36% |
| Wales | | 36% |

Mathematical Development

Outcome 5+

| | 2016 target | 2016 outcome |
|--------|-----------------|--------------|
| School | 92% = 45 pupils | 98% |
| Family | | 88% |
| BG | | 88% |
| Wales | | 90% |

Outcome 6+

| | 2016 target | 2016 outcome |
|--------|-----------------|--------------|
| School | 44% = 22 pupils | 29% |
| Family | | 27% |
| BG | | 33% |
| Wales | | 36% |
| | | |

Personal and Social Development, Wellbeing and Cultural Diversity

Outcome 5+

| | 2016 target | 2016 outcome |
|--------|-----------------|--------------|
| School | 92% = 45 pupils | 92% |
| Family | | 92% |
| BG | | 94% |
| Wales | | 96% |

Outcome 6+

| | 2016 target | 2016 outcome |
|--------|-----------------|--------------|
| School | 62% = 30 pupils | 61% |
| Family | | 47% |
| BG | | 56% |
| Wales | | 59% |

KS2 Data Summary

**Numbers in cohort = 37 (18 boys and 19 girls) and weighting per student =2 %
Number of FSM pupils=10 and weighting per pupil=20%**

Core Subject Indicator (Level 4+ in English, Maths and Science)

| | 2016 target | 2016 outcome |
|--------|-----------------|--------------|
| School | 89% = 33 pupils | 89% |
| Family | | 89% |
| BG | | 86% |
| Wales | | 89% |

English

Level 4+

| | 2016 target | 2016 outcome |
|--------|-----------------|--------------|
| School | 89% = 33 pupils | 89% |
| Family | | 91% |
| BG | | 88% |
| Wales | | 90% |

Level 5

| | 2016 target | 2016 outcome |
|--------|-----------------|--------------|
| School | 32% = 12 pupils | 32% |
| Family | | 38% |
| BG | | 35% |
| Wales | | 42% |

Maths

Level 4+

| | 2016 target | 2016 outcome |
|--------|-----------------|--------------|
| School | 89% = 33 pupils | 89% |
| Family | | 91% |
| BG | | 88% |
| Wales | | 91% |

Level 5+

| | 2016 target | 2016 outcome |
|--------|-----------------|--------------|
| School | 38% = 14 pupils | 51% |
| Family | | 47% |
| BG | | 42% |
| Wales | | 43% |

Science

Level 4+

| | 2016 target | 2016 outcome |
|--------|-----------------|--------------|
| School | 89% = 33 pupils | 92% |
| Family | | 92% |
| BG | | 89% |
| Wales | | 92% |

Level 5+

| | 2016 target | 2016 outcome |
|--------|-----------------|--------------|
| School | 41% = 15 pupils | 57% |
| Family | | 48% |
| BG | | 39% |
| Wales | | 43% |

National Test Analysis

LA / School code 677/5500
 LA name Blaenau Gwent **SchoolComparativeReport:**

National Reading and Numeracy Tests Age-standardised score

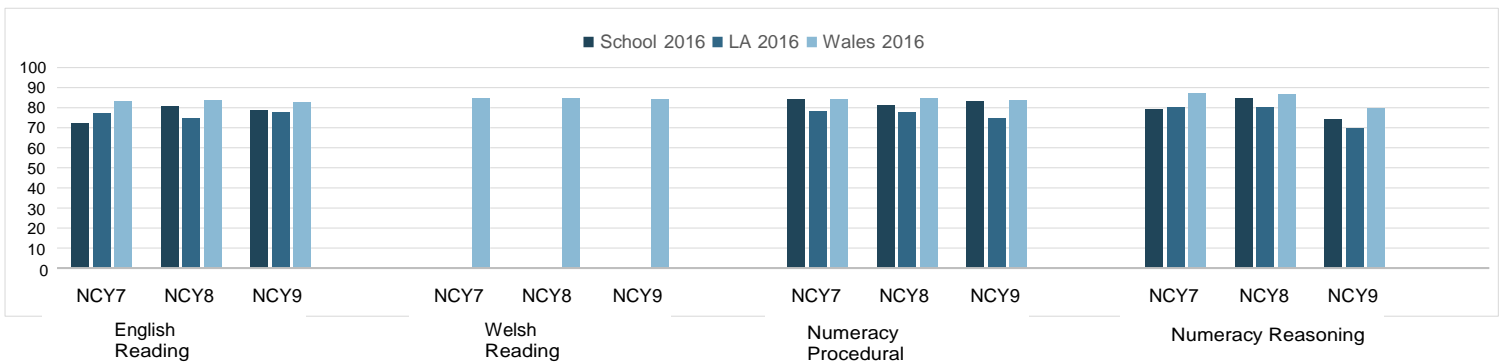
Age-standardised scores enable you to compare each pupil to all other pupils in Wales of the same age (in years and months) who took the same tests in April and May 2016.

The tables and charts below summarise the age standardised-scores for each year group in your school, along with your local authority and Wales for comparison.

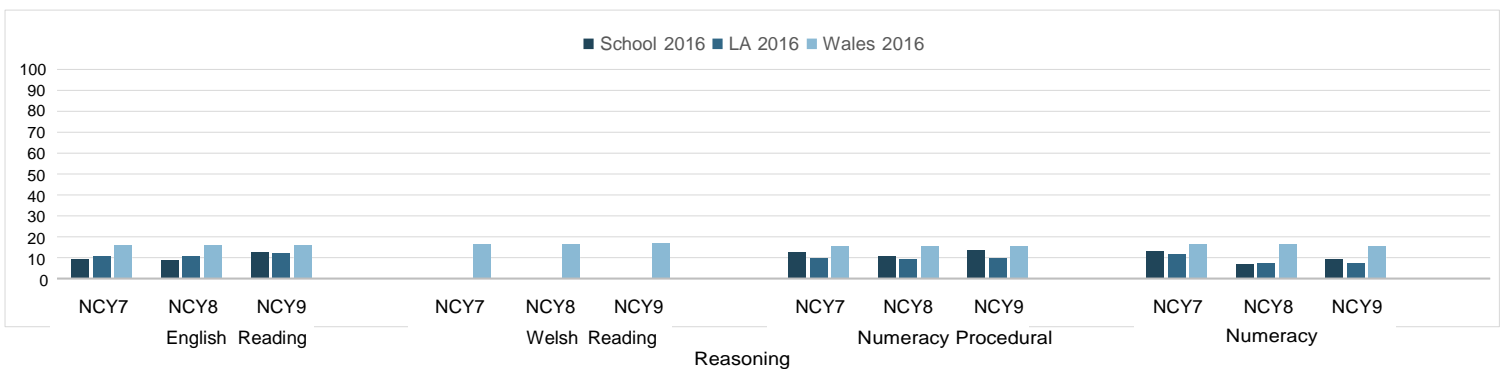
Percentage of pupils within each range of scores:

| NCY | English Reading | | | Welsh Reading | | | Numeracy Procedural | | | Numeracy Reasoning | | | |
|-----|------------------|------|-------|---------------|------|-------|---------------------|------|-------|--------------------|------|-------|----|
| | School | LA | Wales | School | LA | Wales | School | LA | Wales | School | LA | Wales | |
| | 2016 | 2016 | 2016 | 2016 | 2016 | 2016 | 2016 | 2016 | 2016 | 2016 | 2016 | 2016 | |
| 7 | <85 | 28 | 23 | 17 | - | - | 16 | 16 | 22 | 16 | 21 | 20 | 13 |
| | Between 85 - 115 | 63 | 67 | 67 | - | - | 68 | 71 | 68 | 69 | 66 | 69 | 71 |
| | >115 | 10 | 11 | 16 | - | - | 17 | 13 | 10 | 16 | 13 | 12 | 17 |
| 8 | <85 | 19 | 25 | 16 | - | - | 15 | 19 | 22 | 16 | 15 | 20 | 13 |
| | Between 85 - 115 | 72 | 64 | 68 | - | - | 68 | 71 | 68 | 69 | 78 | 73 | 70 |
| | >115 | 9 | 11 | 16 | - | - | 17 | 11 | 9 | 16 | 7 | 8 | 16 |
| 9 | <85 | 21 | 22 | 17 | - | - | 16 | 17 | 25 | 17 | 26 | 30 | 20 |
| | Between 85 - 115 | 66 | 65 | 67 | - | - | 67 | 70 | 65 | 68 | 65 | 62 | 64 |
| | >115 | 13 | 12 | 16 | - | - | 17 | 14 | 10 | 16 | 10 | 7 | 15 |

Percentage of pupils achieving a score of 85 and above:



Percentage of pupils achieving a score of 115 and above:



Progress Measure

The progress measure enables you to compare the performance of your own pupils with all pupils who took the same test in the same year group. The progress measure makes it possible to track relative performance over time.

The tables below summarise the progress measure for your school, along with your local authority and Wales for comparison. You can:

- compare the relative performance of different cohorts of pupils at a given point in time (read the table horizontally);
- compare the relative performance of a single cohort of pupils at different time points (read the table diagonally);
- compare the relative performance of different cohorts of pupils in your school to your LA and Wales.

Percentage of pupils achieving an average or above average progress measure:

| NCY | English Reading | | | | | Welsh Reading | | | | | Numeracy Procedural | | | | | Numeracy Reasoning | | | | |
|-----|-----------------|--------|--------|------|-------|---------------|--------|--------|------|-------|---------------------|--------|--------|------|-------|--------------------|--------|--------|------|-------|
| | School | School | School | LA | Wales | School | School | School | LA | Wales | School | School | School | LA | Wales | School | School | School | LA | Wales |
| | 2014 | 2015 | 2016 | 2016 | 2016 | 2014 | 2015 | 2016 | 2016 | 2016 | 2014 | 2015 | 2016 | 2016 | 2016 | 2014 | 2015 | 2016 | 2016 | 2016 |
| 7 | 71 | 80 | 73 | 78 | 83 | - | - | - | - | 85 | 79 | 85 | 81 | 77 | 84 | 72 | 85 | 79 | 81 | 88 |
| 8 | 78 | 79 | 78 | 72 | 83 | - | - | - | - | 84 | 86 | 83 | 79 | 75 | 83 | 69 | 85 | 85 | 80 | 87 |
| 9 | 76 | 80 | 78 | 76 | 81 | - | - | - | - | 84 | 72 | 88 | 80 | 73 | 83 | 70 | 87 | 74 | 69 | 80 |

Mean progress measure (excludes disapplied or absent pupils):

| NCY | English Reading | | | | | Welsh Reading | | | | | Numeracy Procedural | | | | | Numeracy Reasoning | | | | |
|-----|-----------------|--------|--------|------|-------|---------------|--------|--------|------|-------|---------------------|--------|--------|------|-------|--------------------|--------|--------|------|-------|
| | School | School | School | LA | Wales | School | School | School | LA | Wales | School | School | School | LA | Wales | School | School | School | LA | Wales |
| | 2014 | 2015 | 2016 | 2016 | 2016 | 2014 | 2015 | 2016 | 2016 | 2016 | 2014 | 2015 | 2016 | 2016 | 2016 | 2014 | 2015 | 2016 | 2016 | 2016 |
| 7 | 996 | 997 | 995 | 998 | - | - | - | - | - | 1001 | 1001 | 998 | 996 | 996 | 996 | 996 | 996 | 996 | 997 | 997 |
| 8 | 996 | 997 | 996 | 996 | - | - | - | - | - | 1002 | 1001 | 997 | 996 | 994 | 1000 | 997 | 997 | 996 | 996 | 996 |
| 9 | 995 | 996 | 998 | 998 | - | - | - | - | - | 997 | 1001 | 1000 | 996 | 993 | 996 | 999 | 997 | 997 | 997 | 997 |

LA / School code 677/5500

LA name Blaenau Gwent [SchoolComparativeReport:](#)

[NationalReadingandNumeracyTests Age-standardisedscore](#)

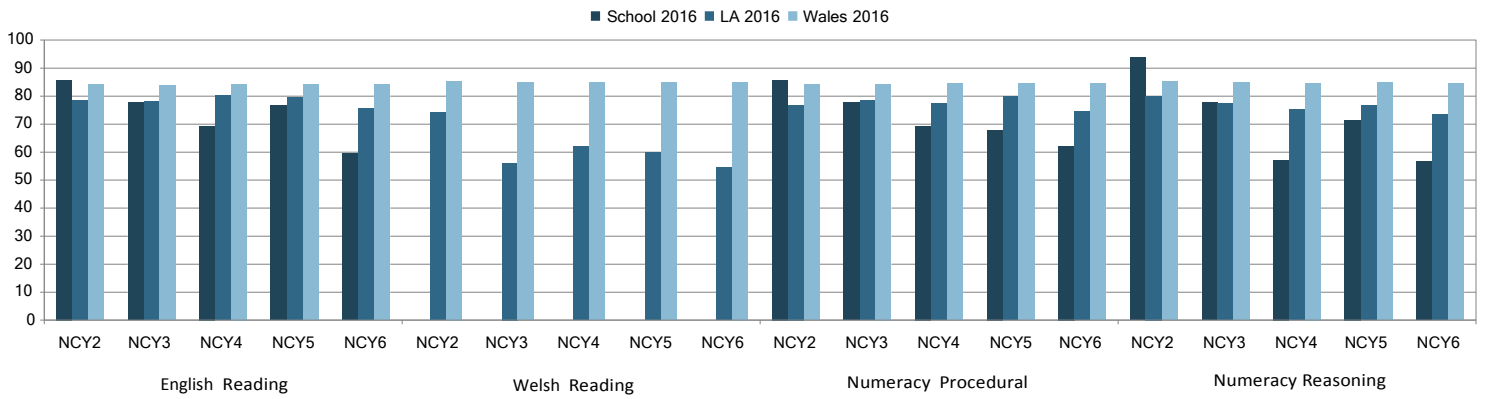
Age-standardised scores enable you to compare each pupil to all other pupils in Wales of the same age (in years and months) who took the same tests in April and May 2016.

The tables and charts below summarise the age standardised-scores for each year group in your school, along with your local authority and Wales for comparison.

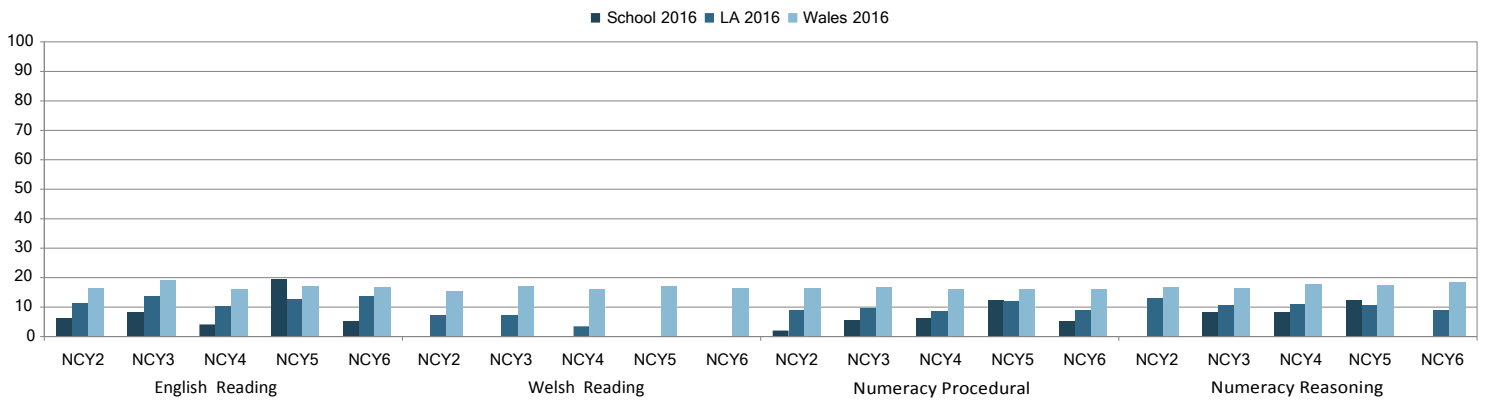
Percentage of pupils within each range of scores:

| NCY | | English Reading | | | Welsh Reading | | | Numeracy Procedural | | | Numeracy Reasoning | | |
|-----|------------------|-----------------|------|-------|---------------|------|-------|---------------------|------|-------|--------------------|------|-------|
| | | School | LA | Wales | School | LA | Wales | School | LA | Wales | School | LA | Wales |
| | | 2016 | 2016 | 2016 | 2016 | 2016 | 2016 | 2016 | 2016 | 2016 | 2016 | 2016 | 2016 |
| 2 | <85 | 14 | 21 | 16 | - | 26 | 15 | 14 | 23 | 16 | 6 | 20 | 15 |
| | Between 85 - 115 | 80 | 67 | 68 | - | 67 | 70 | 84 | 68 | 68 | 94 | 67 | 68 |
| | >115 | 6 | 12 | 16 | - | 7 | 16 | 2 | 9 | 17 | 0 | 13 | 17 |
| 3 | <85 | 22 | 22 | 16 | - | 44 | 15 | 22 | 22 | 16 | 22 | 23 | 15 |
| | Between 85 - 115 | 69 | 64 | 65 | - | 49 | 68 | 72 | 69 | 68 | 69 | 66 | 68 |
| | >115 | 8 | 14 | 19 | - | 7 | 17 | 6 | 10 | 17 | 8 | 11 | 16 |
| 4 | <85 | 31 | 20 | 16 | - | 38 | 15 | 31 | 23 | 16 | 43 | 25 | 15 |
| | Between 85 - 115 | 65 | 70 | 68 | - | 59 | 69 | 63 | 69 | 68 | 49 | 64 | 67 |
| | >115 | 4 | 10 | 16 | - | 3 | 16 | 6 | 9 | 16 | 8 | 11 | 18 |
| 5 | <85 | 23 | 20 | 16 | - | 40 | 15 | 32 | 20 | 15 | 29 | 23 | 15 |
| | Between 85 - 115 | 57 | 67 | 67 | - | 60 | 68 | 55 | 68 | 69 | 59 | 66 | 67 |
| | >115 | 20 | 13 | 17 | - | 0 | 17 | 13 | 12 | 16 | 13 | 11 | 18 |
| 6 | <85 | 41 | 24 | 16 | - | 45 | 15 | 38 | 26 | 16 | 43 | 27 | 15 |
| | Between 85 - 115 | 54 | 62 | 67 | - | 55 | 68 | 57 | 65 | 68 | 57 | 64 | 66 |
| | >115 | 5 | 14 | 17 | - | 0 | 17 | 5 | 9 | 16 | 0 | 9 | 18 |

Percentage of pupils achieving a score of 85 and above:



Percentage of pupils achieving a score of 115 and above:



Progress Measure

The progress measure enables you to compare the performance of your own pupils with all pupils who took the same test in the same year group. The progress measure makes it possible to track relative performance over time.

The tables below summarise the progress measure for your school, along with your local authority and Wales for comparison. You can:

- compare the relative performance of different cohorts of pupils at a given point in time (read the table horizontally);
- compare the relative performance of a single cohort of pupils at different time points (read the table diagonally);
- compare the relative performance of different cohorts of pupils in your school to your LA and Wales.

Percentage of pupils achieving an average or above average progress measure:

| NCY | English Reading | | | | | Welsh Reading | | | | | Numeracy Procedural | | | | | Numeracy Reasoning | | | | |
|-----|-----------------|--------|--------|------|-------|---------------|--------|--------|------|-------|---------------------|--------|--------|------|-------|--------------------|--------|--------|------|-------|
| | School | School | School | LA | Wales | School | School | School | LA | Wales | School | School | School | LA | Wales | School | School | School | LA | Wales |
| | 2014 | 2015 | 2016 | 2016 | 2016 | 2014 | 2015 | 2016 | 2016 | 2016 | 2014 | 2015 | 2016 | 2016 | 2016 | 2014 | 2015 | 2016 | 2016 | 2016 |
| 2 | 60 | 80 | 92 | 82 | 86 | - | - | - | 67 | 83 | 58 | 89 | 86 | 78 | 85 | 50 | 74 | 92 | 78 | 84 |
| 3 | 78 | 64 | 78 | 79 | 84 | - | - | - | 54 | 84 | 67 | 60 | 75 | 78 | 85 | 67 | 57 | 75 | 75 | 84 |
| 4 | 59 | 73 | 69 | 80 | 84 | - | - | - | 62 | 86 | 63 | 71 | 71 | 79 | 84 | 56 | 71 | 61 | 76 | 85 |
| 5 | 76 | 76 | 77 | 79 | 83 | - | - | - | 60 | 84 | 62 | 74 | 70 | 79 | 85 | 56 | 65 | 73 | 75 | 84 |
| 6 | 54 | 77 | 62 | 74 | 83 | - | - | - | 55 | 85 | 61 | 60 | 65 | 75 | 84 | 63 | 49 | 54 | 70 | 83 |

Mean progress measure (excludes disapplied or absent pupils):

| NCY | English Reading | | | | | Welsh Reading | | | | | Numeracy Procedural | | | | | Numeracy Reasoning | | | | |
|-----|-----------------|--------|--------|------|-------|---------------|--------|--------|------|-------|---------------------|--------|--------|------|-------|--------------------|--------|--------|------|-------|
| | School | School | School | LA | Wales | School | School | School | LA | Wales | School | School | School | LA | Wales | School | School | School | LA | Wales |
| | 2014 | 2015 | 2016 | 2016 | 2016 | 2014 | 2015 | 2016 | 2016 | 2016 | 2014 | 2015 | 2016 | 2016 | 2016 | 2014 | 2015 | 2016 | 2016 | 2016 |
| 2 | 996 | 999 | 999 | 998 | 998 | - | - | - | 991 | 991 | 986 | 993 | 993 | 996 | 996 | 987 | 991 | 993 | 997 | 997 |
| 3 | 996 | 991 | 994 | 998 | 998 | - | - | - | 986 | 986 | 992 | 988 | 992 | 995 | 995 | 992 | 987 | 992 | 997 | 997 |
| 4 | 989 | 995 | 991 | 997 | 997 | - | - | - | 987 | 987 | 990 | 993 | 992 | 996 | 996 | 986 | 995 | 988 | 995 | 995 |
| 5 | 996 | 991 | 997 | 998 | 998 | - | - | - | 982 | 982 | 985 | 991 | 993 | 997 | 997 | 987 | 986 | 996 | 997 | 997 |
| 6 | 986 | 993 | 987 | 995 | 995 | - | - | - | 983 | 983 | 984 | 983 | 988 | 995 | 995 | 985 | 982 | 983 | 999 | 999 |

Secondary Phase - GCSE Results against Targets 2015/2016

| Performance Indicator | Target | Actual Result |
|--------------------------|------------|---------------|
| Level 1 Threshold | 95% | 91% |
| Level 2 Threshold | 81% | 59% |
| Level 2 Inclusive | 56% | 43% |
| Core Subject Indicator | 50% | 32% |
| Level 2 in Science | 78% | 48% |
| A*-C In English | 71% | 57% |
| A*-C in Maths | 63% | 54% |
| No Qualifications | 0 | 0 |
| Capped Points | | 294 |

| Performance Indicator | School | | | LA | | | Wales | | |
|------------------------|--------|------|------|------|------|------|-------|------|------|
| | 2016 | 2015 | 2014 | 2016 | 2015 | 2014 | 2016 | 2015 | 2014 |
| Level 1 Threshold | 91% | 96% | 94% | - | 92% | 90% | - | 94% | 94% |
| Level 2 Threshold | 59% | 80% | 72% | - | 74% | 72% | - | 83% | 82% |
| Level 2 Threshold Inc. | 43% | 54% | 53% | - | 47% | 42% | - | 58% | 55% |
| Core Subject Indicator | 32% | 41% | 47% | - | 40% | 38% | - | 54% | 52% |

LA and Wales figures are not being provided 2016

Attendance

| | Academic Year 2013-2014 | Academic year 2014-2015 | Aademic Year 2015-2016 |
|------------------------------------|----------------------------|----------------------------|---------------------------|
| Attendance Target (%) ** | 91.5% | 91.75% | 94.1% |
| Attendance - Actual | 93.20% | 94.1% | 93.9% |
| Authorised Absence Target (%) ** | 7.00% | 6.80% | 4.4% |
| Authorised Absence Actual | 5.20% | 4.3% | 4.8% |
| Unauthorised Absence Target (%) ** | 1.50% | 1.45% | 1.5% |
| Unauthorised Absence Actual | 1.70% | 1.5% | 1.2% |

**To be reviewed by Gov

Exclusions

| | Academic Year 2013-2014 | Academic year 2014-2015 | Academic Year 2015-2016 |
|--|--------------------------------------|--------------------------------------|------------------------------------|
| Number of Permanent Exc Target | <2 | <2 | <2 |
| Number of Permanent Exc Actual | 1 | 0 | 0 |
| Total No of Fixed Term Exc Days Target | <110 | <90 | <160 |
| Total No of Fixed Term Exc Days Actual | Primary 5.5 Secondary 192.5 | Primary 5.5 Secondary 245.5 | Primary 9.5 Secondary 126 |

Targets for 2015-2016 are being reviewed with an expected increase on those currently set.

The main reasons for those short fixed term exclusions are:

Verbal abuse/threatening behaviour

Physical Attack

Vandalism

Persistent Disruptive Behaviour

Bullying

Gross defiance and refusal to comply with school rules

Refusal to attend lessons

Group Analysis by Attendance Category

Period: 01/09/2015 to 20/05/2016

| Group | Presents | AEA | Authorised Absences | Unauthorised Absences | Possible | % Attend |
|----------|----------|------|---------------------|-----------------------|----------|----------|
| Class 1 | 92.9 | 0.0 | 4.3 | 2.8 | 100.0 | 92.9 |
| Class 2 | 93.5 | 0.0 | 5.2 | 1.3 | 100.0 | 93.5 |
| Class 3 | 94.6 | 0.3 | 4.1 | 1.1 | 100.0 | 94.8 |
| Class 4 | 94.0 | 0.0 | 5.2 | 0.9 | 100.0 | 94.0 |
| Class 5 | 96.6 | 0.0 | 2.9 | 0.5 | 100.0 | 96.6 |
| Class 6 | 95.6 | 0.1 | 2.5 | 1.7 | 100.0 | 95.7 |
| Class 7 | 95.7 | 0.1 | 3.1 | 1.1 | 100.0 | 95.8 |
| Class 8 | 95.7 | 0.1 | 2.8 | 1.4 | 100.0 | 95.8 |
| Class 9 | 95.9 | 0.0 | 2.1 | 2.0 | 100.0 | 95.9 |
| Class 10 | 95.7 | 0.0 | 3.3 | 1.0 | 100.0 | 95.7 |
| Class 11 | 94.4 | 0.8 | 3.8 | 0.9 | 100.0 | 95.2 |
| LRB | 96.8 | 0.2 | 2.6 | 0.5 | 100.0 | 97.0 |
| Dual Reg | 17.9 | 72.5 | 8.8 | 0.8 | 100.0 | 90.4 |
| Totals | 90.9 | 3.9 | 3.9 | 1.2 | 100.0 | 94.8 |

AEA = Approved education activity such as representing the school in other activities i.e. sport tournaments, educational visits, work experience, interviews, dual reg and educated off site.

Non-attendance warning letters issued

September 2015 - July 2016

| Year group | Pre-warning | 1 st warning | 2 nd warning | |
|------------|-------------|-------------------------|-------------------------|----------------------|
| Primary | 0 | 5 | 5 | |
| Yr 7 | 0 | 3 | 1 | |
| Yr 8 | 0 | 6 | 3 | |
| Yr 9 | 0 | 10 | 4 | |
| Yr 10 | 0 | 15 | 10 | |
| Yr 11 | 0 | 19 | 12 | |
| Total | 0 | 58 | 33 | Overall- 88 WARNINGS |

- 10 cases went to court between – September 2015 and July 2016 with 1 additional case still pending in November 2016.
- All 10 cases received a fine or an order, resulting in an approximate cost of up to £3100 by the end of July 2016.
- One suspended prison sentence outstanding for 35 days for one parent and will be reviewed at the end of November if no improvement.
- 160 Advisory Warning Notice letters were issued to all parents to reduce the number of appearances in court. These are for Parents who have taken holidays, unauthorised absence and with an attendance below 93% and over a period of 10 sessions to coincide with Callio. Many improved their attendance after the Advisory Warning letters were sent.
- Fixed penalty notices were issued to parents by LA, have received a fine between £60 and £120 or Court action for nonpayment of fine.
- Late letters and unauthorised have also been issued to parents by the school and EWS for pupils above 10 sessions.
- Additional letters have also been sent for attendance for below 85% and illness.

The new system Callio has now embedded and cases below 80% are still referred to the EWS service by completion of a new referral form, by a member of staff. The EWO, School Callio Champion and Pastoral team are working closely together to address issues and track each year group attendance on a fortnightly bases.

Year 11 School Leavers Destinations

Ebbw Fawr Learning Community

| | Year 11 Blwyddyn 11 | | | |
|---|------------------------|---------------|--------------------|---------------|
| | Female Benyw | Male Gwryw | Totals Cyfanswm | % |
| Continuing in full-time education - Same School <i>Parhau mewn addysg amser llawn - Yr un ysgol</i> | 0 | 0 | 0 | - |
| Continuing in full-time education - School <i>Parhau mewn addysg amser llawn - Ysgol</i> | 7 | 6 | 13 | 5.68% |
| Continuing in full-time education - College <i>Parhau mewn addysg amser llawn - Coleg</i> | 82 | 90 | 172 | 75.11% |
| Continuing in full-time education - HE <i>Parhau mewn addysg amser llawn - AU</i> | 0 | 0 | 0 | - |
| GAP Year <i>Blwyddyn fwllch</i> | 0 | 0 | 0 | - |
| Continuing in Part time Education <i>Parhau mewn addysg ran-amser</i> | 0 | 0 | 0 | - |
| Entering employment outside WBTYP <i>Dechrau cyflogaeth tu allan i Hyfforddiant Seiliedig ar Waith i Bobl Ifanc</i> | 1 | 5 | 6 | 2.62% |
| Entering WBTYP (employed status) <i>Dechrau Hyfforddiant Seiliedig ar Waith i Bobl Ifanc (statws cyflogedig)</i> | 2 | 2 | 4 | 1.75% |
| Entering WBTYP - (without employed status) <i>Dechrau Hyfforddiant Seiliedig ar Waith i Bobl Ifanc (heb statws cyflogedig)</i> | 6 | 8 | 14 | 6.11% |
| Able to Enter Emp, Ed or WBTYP (Unemployed) <i>Yn gallu cael mynediad at Gyflogaeth, Addysg neu WBTYP (di-waith)</i> | 0 | 5 | 5 | 2.18% |
| Unable OR NOT READY to enter Emp, Ed or WBTYP (e.g. due to illness, custodial sentence) <i>Methu NEU DDIM YN BAROD i gael mynediad at Gyflogaeth, Addysg neu WBTYP (e.e. salwch, dedfryd o gaethiwed)</i> | 0 | 4 | 4 | 1.75% |
| Known to have left the area <i>Yn hysbys iddynt adael yr ardal</i> | 0 | 1 | 1 | 0.44% |
| Not responding to follow-up and therefore unknown <i>Dim ymateb i'r arolwg, felly'n anhysbys</i> | 2 | 8 | 10 | 4.37% |
| Total number of 2016 statutory school leavers Cyfanswm y gadawyr ysgol statudol yn 2016 | 100 | 129 | 229 | 100.0% |

Links with the Community

As a school we have wide ranging links with the local and wider community. This section provides a sample of some of the links in the last academic year.

Primary Phase

As a school we have wide ranging links with the local and wider community. This section provides a sample of some of the links in the last academic year.

- Monthly assemblies with Rev Waggett
- Open book assemblies every fortnight lead by local chapel.
- Gwent Wildlife Trust leading learning sessions and local area trips
- Harvest Festival and Summer Fete produce donated to Ebbw Vale food bank
- Fund raising for children's cancer charities, Children in Need, Comic Relief and Santa Appeal.
- Phase Choir singing at Christmas Carol concert at Christchurch
- PC Powell leading class sessions and assemblies
- School dentist leading class sessions on looking after your teeth
- Road safety awareness talks for FP pupils
- Year 6 attending crucial crew safety awareness day
- Junior Aspirations project with Year 6 through Communities First
- Blaenau Gwent Grand Council events
- Working with students from the secondary phase studying the Welsh Baccalaureate.

Secondary Phase

- Blaenau Gwent Schools Football
- Forest Schools – supporting Keep Wales Tidy and Beaufort Woods
- Charities supported this year –Sport Relief, Lepra, Children in Need, Teenage Cancer Trust, Show racism the red Card
- Young Fire Fighter Scheme with local Fire Service
- Duke of Edinburgh Scheme with Youth Service

Visits to:

- Clothes Show Live Birmingham– Textiles Department
- Llangrannog – Welsh Department
- Cardiff Museum – Art Department
- Field work – Geography Department
- Houses of Parliament – Welsh Baccalaureate
- Able Radio Pontypool – Welsh Baccalaureate
- Cardiff Museum, St Fagans, Cardiff Norwegian Church – Learning Resource Base
- Mountain walking (2 days), sponsored walk in aid of the British Dyslexia Association Mainstream ALN students
- Disneyland Paris – French & Welsh department

Targets Set by the Governing Body

Key Stage 2 Targets

The following figures show the targets for 2016-2017 for the current Year 6, and show the percentages of students targeted to gain a National Curriculum Level 4 or higher in the core subjects of English, Mathematics, Science and Welsh First Language.

| Subject | Percentage |
|-------------|------------|
| English | 89% |
| Mathematics | 89% |
| Science | 89% |

Key Stage 3 Targets

The following figures show the targets for 2015/16 for the current Year 9, and show the percentages of students targeted to gain a National Curriculum Level 5 or higher in the core subjects of English, Mathematics, Science and Welsh First Language.

| Subject | Percentage |
|-------------|------------|
| English | 90% |
| Mathematics | 88% |
| Science | 91% |

Key Stage 4 Targets

The following figures show the targets for 2015/16 for the current Year 11, and show the percentages of students targeted to gain the following indicators:

| | |
|---|-----|
| Level 2 Threshold, including English and | 54% |
| Level 1 Threshold | 92% |
| Leaving School with no recognised qualification | 0 % |

Targets for Attendance

The following figure indicates the target for school attendance 2015/16 – 94.1%

Percentage of total student absenteeism – 5.90%

Provision for Students to Participate in Sport

Primary Phase

- Pupils participate in a range of sporting activities in weekly PE sessions
- KS2 pupils all have the opportunity to attend swimming lessons for 1 term
- Range of extra-curricular activities including rugby, football, netball and running club
- Participated in swimming gala and local tournaments including cricket, cross-country and football.
- Annual sports day in the summer term.
- Healthy living week with a focus on healthy eating and exercise including walking to school week

Secondary Phase

Curriculum

- Football, rugby, basketball, netball, hockey
- Badminton, tennis, table tennis
- Cricket, rounders
- Gymnastics, trampolining
- Athletics, cross country
- Water – swimming, life saving
- Health related exercise and modern trends – aerobics, dance, step-aerobics,
- Outdoor education – orienteering, mountain walking and mountain biking
- Outdoor education intervention – kayaking, hill walking, rock climbing, canoeing, gorge walking

Extra-Curricular

- After school clubs for: dance, football, rugby, netball, hockey, badminton, cricket, swimming, athletics, cross country, trampolining
- Opportunities for students to represent school/county/national level: football, rugby, hockey, netball, cricket, tennis, swimming, athletics, trampolining, cross country.
- A range of individual and team honours at County and National levels

School Term Dates

2016/2017 (current)

| Date | Start | Half Term Starts | Half Term Ends | Term Ends |
|--------|------------|------------------|----------------|------------|
| Autumn | 01/09/2016 | 24/10/2016 | 28/10/2016 | 16/12/2016 |
| Spring | 03/01/2017 | 20/02/2017 | 24/02/2017 | 07/04/2017 |
| Summer | 24/04/2017 | 29/05/2017 | 02/06/2017 | 21/07/2017 |

2017/2018

| Date | Start | Half Term Starts | Half Term Ends | Term Ends |
|--------|------------|------------------|----------------|------------|
| Autumn | 04/09/2017 | 30/10/2017 | 03/11/2017 | 22/12/2017 |
| Spring | 08/01/2018 | 19/02/2018 | 23/02/2018 | 29/03/2018 |
| Summer | 16/04/2018 | 28/05/2018 | 01/06/2018 | 24/07/2018 |

School Prospectus

Our prospectus is available from the school or can be downloaded from www.ebbwfawr.co.uk

Curriculum Structure

We aim to offer a range of experiences that will provide innovative and transformational opportunities for learning. The curriculum will develop students as independent, interdependent and confident learners. All students are individuals and we are committed to ensuring that any and all barriers to learning are identified and removed, allowing every learner to reach their full potential. Every effort will be made to ensure that no learner is left behind and equal emphasis will be placed on ensuring that all students including the more able, gifted and talented achieve to their full potential.

Foundation Phase

The Foundation Phase Curriculum consists of seven areas of learning experiences.

The areas are:

- Personal and Social Development, Well-Being and Cultural Diversity
- Language, Literacy and Communication Skills
- Mathematical Development
- Welsh Language Development
- Knowledge and Understanding of the World
- Physical Development
- Creative Development

Key Stage 2

Key Stage 2 the following subjects are taught in line with the revised 2015 National Curriculum Programmes of Study.

English, Mathematics, Science, Welsh, Information and Communication Technology, Art and Design, Geography, History, Music, Physical Education and Design & Technology

The children will participate in a programme of Personal, Social and Health Education which will promote health and wellbeing, including the personal, social, spiritual, moral and cultural development of students. The children will also study RE as a statutory requirement.

In Key Stage 3 a comprehensive range of subjects are delivered to students by subject teaching specialists. The collaboration with primary partner schools to ensure consistency in curriculum provision continues to be of a high standard. Basic Skills provision has been developed through such initiatives as corrective and paired reading, the numeracy scheme and spelling provision. A fulfilling curriculum is offered to vulnerable students

through our SEAL, peer mentoring and counselling schemes, while more able and talented students have opportunities to gain additional accreditation.

The School is successful in ensuring that all students follow their preferred choice of study at Key Stage 4. The School offers a good range of general and vocational courses including a range of classroom and offsite provision. The School meets the requirements of the Learning and Skills [Wales] Measure. We collaborate well with our partners in the local area to make sure that all learners' needs are met.

Learning Support Provision

The ALN department offers a range of learning support provisions ranging from 1:1 ELSA support, general classroom support, intervention groups and mentoring of pupils. Since September we have developed a new monitoring system for each ALN pupil which is based on Person Centred Planning and Individual Development Plans. Every ALN pupil in the school now has one of these plans in order to help mainstream classroom teachers support these students more effectively in the mainstream. We have also developed a tracking and monitoring system to help us assess how effective interventions across the school are, in order for us to prioritise the most effective support and streamline the support we offer to students. All information regarding students with ALN is shared with teaching staff and the ALNCo offers high levels of support and guidance on these pupils too. The LA recently completed an independent audit of the ALN department and stated that ALN staff have a "very good understanding of the priorities for improvement... and excellent practice in terms of effective teaching and learning for pupils with ALN." The department have recently set up and started to run a Wellbeing Centre for KS3 pupils who are at risk of exclusion in the hope of helping these students to manage their behaviour, emotions and social skills better. Parents are consulted fortnightly about their children's progress in this provision and have also been invited to the school to visit the WC too. A Concerns and Action group has also been set up to help the school distribute multiagency support more effectively, this also creates better collaboration and lines of communication for LOLs which should improve the speed at which support is made available to pupils and ensure that the appropriate support is offered to them too; a range of multiagency members will attend the C&A meetings on a half termly basis to help focus the support to the need of the student/s.

Language Category

Welsh at Ebbw Fawr

- EFLC is fully committed to the WG policy, objectives and guidelines as identified in documents such as 'Our Language: its future', 'Iaith Pawb' and the Welsh medium Education strategy.
- The school has taken steps to ensure that it meets the statutory requirement to teach Welsh to all pupils up to school-leaving age. Pupils at KS3 receive 3 hours teaching per week.
- Welsh has been removed from the option programme and currently all year 10 pupils are being taught the Full Course GCSE.
- Welsh entered year 9 pupils a year early for the short course last year with a good number of pupils passing.
- Two classes of year 10 pupils were entered a year early for the Full Course last year with over 95% of pupils achieving A*-C grades.
- Curriculum organisation allows all pupils to make and sustain good progress in Welsh.
- Transition activities where possible have a positive impact.
- thus being able to develop their use of Welsh beyond Welsh lessons.
- Learning experiences across the curriculum enhance the development of learners' knowledge and understanding of the cultural, economic, environmental, historical and linguistic characteristics of Wales and in particular in relation to the Welsh department's involvement with the WBQ. These lessons focus on the Political, Economical, Social and Cultural scene in Wales.
- Teaching is strength within the Welsh Department and is annually highlighted as part of Performance Management processes.
- Teaching and Learning incorporates learning activities that reinforces pupils' skills in speaking and listening, reading and writing Welsh.
- New vocabulary and sentence patterns are developed positively to ensure pupils are able to use them independently.
- Pupils are given regular opportunities to apply and build on what they have learnt in previous lessons, allowing pupils to be able to make more sustained progress in Welsh.
- Wherever possible, Welsh department staff use the Welsh language as their primary mode of communication in lessons and in other situations around the school developing a clear ethos of 'Cymreictod' in the school.
- Ebbw Fawr hosts an annual Eisteddfod to celebrate the life of Saint David through the medium of song, dance, Welsh recitations and gymnastics.
- Collapsed SOW week for all pupils at KS3 in preparation for the Eisteddfod. All Departments develop Welsh Language strategies/activities to be completed at this time.
- All Welsh speaking staff are encouraged to make the language their primary mode of communication. These are also encouraged to speak Welsh to pupils.

- Staff are encouraged to use Welsh in every area of the School, such as incidental Welsh in lessons, greetings in assemblies, Winter and Summer showcases and in extra- curricular activities (such as sports involvement in the URDD).
- Pupils are encouraged to speak Welsh to each other outside the classroom stemming from initiatives such as 'Shwmae Day'.
- A number of pupils take part in extra- curricular 'educational' trips outside the school to Llangrannog and St Davids' Day Celebration in Paris.
- Pupils at key stage 3 achieve exceptionally well in Welsh and level 5+ indicators places Welsh firmly in quartile 1 in the Core Data sets.
- Level 6 and 7 indicators also places Welsh in quartile 1 in the Core Data sets.
- Pupils at KS4 outperform their attainments in other subjects in the school. Welsh is also top of the family of schools and perform favourably against National trends.
- A Bilingual Committee of pupils and staff work collaboratively to aid in the provision of Welsh in lessons and around the school.
- There is excellent support for pupils who arrive at school with limited or no previous competence in Welsh. These pupils are able to access the Welsh curriculum with these support mechanisms.
- All pupils are becoming more aware of the advantages of learning Welsh and becoming bilingual.
- Subject Leader and one member of teaching staff successfully completed a PGCE (Leadership and Management) at the University of South Wales researching teaching methods and are currently implementing successes at Ebbw Fawr.
- Bilingual signage is developing with learning walks completed at the Primary Phase and are currently to start at the Secondary Phase.

Action to Promote Healthy Eating

Appetite for Life is the Welsh Government's plan for improving the food and drink provided in schools in Wales. It sets new food, drink and nutrient standards that mean food provided in school will be healthy and well balanced and snack foods and drinks with little or no nutritional value will not be available.

The food and drink based standards apply across the school day including breakfast clubs, mid-morning break and lunch time provision. The nutrient based standards apply to the food served at lunch times.

What are the “nutrient based standards”?

The nutrient based standards list a maximum amount of fat, saturated fat, added sugars and salt and minimum amount for vitamins and minerals for an average school lunch. There are also calorie limits which mean that the average school lunch contains energy which is right for the needs of children and young people.

All the food provided by Blaenau Gwent Catering Team at lunchtimes has been nutritionally analysed against the nutrient based standards to ensure your child can choose from a healthy balanced variety of foods at lunch time

In the secondary phase the range of food on offer tends to be wider and more varied than in the primary phase. The secondary phase offer a wide range of options such as traditional hot dishes and meal deals – offering good value for money, salad bars, and jacket potatoes with fillings, sandwiches, baguettes, rolls and healthy drinks.

Toilet Facilities

Ebbw Fawr Learning Community has toilet facilities in the following areas:

Primary Phase

No. of toilets:

Foundation classes – 9 (including nursery) KS2 area – 8 boys, 8 girls

Staff/disabled access toilets – 7

Staff toilets – male and female in staff room area – 4 for each

Secondary Phase

Toilet blocks in each cluster wing

End of corridors on first floor (science), second floor science (these are only now accessible by having a key to the door in the corridor, immediately outside this toilet block)

End of corridor on ground floor

D&T Staff toilets around the building

Disabled access toilets around the building and in areas listed above

Totals for secondary – 13 staff, 21 boys, 35 girls, 14 disabled access

All toilets, sinks, taps and doors are cleaned Monday to Friday by trained staff

Pupils in Year 11

Number of pupils in Year 11 who were on roll in January 2016 : 229

Percentage of pupils in Year 11 who:

| | entered at least one qualification | achieved the Level 1 threshold | achieved the Level 2 threshold | achieved the Level 2 threshold including a GCSE pass in English or Welsh first language and mathematics | Core Subject Indicator (2) | Average capped (3) wider points score per pupil | Average wider points score per pupil |
|-----------------|------------------------------------|--------------------------------|--------------------------------|---|----------------------------|---|--------------------------------------|
| School 2015/16 | 100 | 91 | 59 | 43 | 32 | 294 | 367 |
| School 14/15/16 | 100 | 93 | 71 | 50 | 40 | 315 | 433 |
| School 13/14/15 | 100 | 94 | 73 | 50 | 43 | 321 | 461 |

Number of boys in Year 11 who were on roll in January 2016 : 129

Percentage of boys in Year 11 who:

| | entered at least one qualification | achieved the Level 1 threshold | achieved the Level 2 threshold | achieved the Level 2 threshold including a GCSE pass in English or Welsh first language and mathematics | Core Subject Indicator (2) | Average capped (3) wider points score per pupil | Average wider points score per pupil |
|-----------------|------------------------------------|--------------------------------|--------------------------------|---|----------------------------|---|--------------------------------------|
| School 2015/16 | 100 | 88 | 47 | 33 | 26 | 270 | 330 |
| School 14/15/16 | 100 | 92 | 61 | 46 | 39 | 298 | 396 |
| School 13/14/15 | 100 | 93 | 64 | 49 | 44 | 302 | 417 |

Number of girls in Year 11 who were on roll in January 2016 : 100

Percentage of girls in Year 11 who:

| | entered at least one qualification | achieved the Level 1 threshold | achieved the Level 2 threshold | achieved the Level 2 threshold including a GCSE pass in English or Welsh first language and mathematics | Core Subject Indicator (2) | Average capped (3) wider points score per pupil | Average wider points score per pupil |
|-----------------|------------------------------------|--------------------------------|--------------------------------|---|----------------------------|---|--------------------------------------|
| School 2015/16 | 100 | 95 | 73 | 56 | 41 | 325 | 414 |
| School 14/15/16 | 100 | 94 | 80 | 54 | 41 | 332 | 471 |
| School 13/14/15 | 100 | 95 | 81 | 51 | 42 | 338 | 503 |

Summary of National Curriculum Assessment results of pupils in the school (2016) and nationally (2015) at the end of Key Stage 3 as a percentage of those eligible for assessment.

| | | N | D | NC O 1,2, &3 | 1 | 2 | 3 | 4 | 5 | 6 | 7 | >= 8 | 5+ |
|-------------------------------|----------|-------|---|-----------------------|---|---|---|----|----|----|----|---------|----|
| English | School | 0 | 0 | 0 | 0 | 0 | 4 | 9 | 24 | 42 | 13 | 1 | 80 |
| | National | 0 | 0 | 0 | 0 | 1 | 2 | 8 | 35 | 36 | 15 | 1 | 88 |
| Oracy | School | 3 | 0 | 0 | 0 | 0 | 4 | 11 | 24 | 38 | 17 | 1 | 81 |
| | National | 0 | 0 | 0 | 0 | 1 | 2 | 8 | 34 | 37 | 16 | 2 | 88 |
| Reading | School | 3 | 0 | 0 | 0 | 0 | 3 | 10 | 33 | 34 | 13 | 1 | 82 |
| | National | 0 | 0 | 0 | 0 | 1 | 3 | 10 | 35 | 35 | 15 | 1 | 86 |
| Writing | School | 3 | 0 | 0 | 0 | 0 | 4 | 12 | 25 | 40 | 13 | 1 | 79 |
| | National | 0 | 0 | 0 | 0 | 1 | 3 | 14 | 37 | 31 | 12 | 1 | 81 |
| Cymraeg | School | 0 | 0 | 0 | 0 | 0 | 0 | 0 | 0 | 0 | 0 | 0 | 0 |
| | National | * | * | * | 0 | 0 | 1 | 8 | 35 | 39 | 16 | 2 | 91 |
| Oracy | School | 0 | 0 | 0 | 0 | 0 | 0 | 0 | 0 | 0 | 0 | 0 | 0 |
| | National | * | * | * | 0 | 0 | 1 | 8 | 32 | 39 | 18 | 2 | 91 |
| Reading | School | 0 | 0 | 0 | 0 | 0 | 0 | 0 | 0 | 0 | 0 | 0 | 0 |
| | National | * | * | * | 0 | 0 | 1 | 9 | 35 | 38 | 16 | 2 | 90 |
| Writing | School | 0 | 0 | 0 | 0 | 0 | 0 | 0 | 0 | 0 | 0 | 0 | 0 |
| | National | * | * | * | 0 | 0 | 2 | 14 | 38 | 34 | 11 | 1 | 84 |
| Mathematics | School | 0 | 0 | 0 | 0 | 0 | 2 | 11 | 23 | 40 | 19 | 0 | 82 |
| | National | 0 | 0 | 0 | 0 | 1 | 2 | 8 | 29 | 33 | 23 | 3 | 89 |
| Science | School | 0 | 0 | 0 | 0 | 0 | 1 | 8 | 36 | 33 | 16 | 0 | 85 |
| | National | 0 | 0 | 0 | 0 | 0 | 1 | 6 | 33 | 38 | 19 | 1 | 92 |
| Core Subject Indicator | School | 76.34 | | | | | | | | | | | |
| | National | 84 | | | | | | | | | | | |

| | | N | D | NC O | 1 | 2 | 3 | 4 | 5 | 6 | 7 | >= 8 | 5+ |
|--------------------------------|--------|---|---|---------|---|---|---|---|----|----|----|---------|----|
| Welsh Second Language | School | 0 | 0 | 0 | 0 | 0 | 5 | 6 | 27 | 31 | 30 | 0 | 89 |
| | Nation | - | - | - | - | - | - | - | - | - | - | - | - |
| Modern Foreign Language | School | 0 | 0 | 0 | 0 | 1 | 5 | 6 | 46 | 33 | 3 | 0 | 82 |
| | Nation | - | - | - | - | - | - | - | - | - | - | - | - |
| Design & Technology | School | 0 | 0 | 0 | 0 | 0 | 2 | 7 | 19 | 50 | 17 | 0 | 87 |
| | Nation | - | - | - | - | - | - | - | - | - | - | - | - |
| ICT | School | 0 | 0 | 0 | 0 | 0 | 1 | 7 | 26 | 55 | 4 | 0 | 86 |
| | Nation | - | - | - | - | - | - | - | - | - | - | - | - |
| History | School | 0 | 0 | 0 | 0 | 0 | 1 | 8 | 37 | 41 | 8 | 1 | 87 |
| | Nation | - | - | - | - | - | - | - | - | - | - | - | - |
| Geography | School | 0 | 0 | 0 | 0 | 0 | 1 | 6 | 36 | 34 | 16 | 1 | 88 |
| | Nation | - | - | - | - | - | - | - | - | - | - | - | - |
| Art & Design | School | 0 | 0 | 0 | 0 | 0 | 0 | 4 | 13 | 57 | 17 | 2 | 89 |
| | Nation | - | - | - | - | - | - | - | - | - | - | - | - |
| Music | School | 0 | 0 | 0 | 0 | 0 | 1 | 4 | 29 | 51 | 8 | 1 | 89 |
| | Nation | - | - | - | - | - | - | - | - | - | - | - | - |
| PE | School | 0 | 0 | 0 | 0 | 0 | 1 | 4 | 41 | 38 | 11 | 0 | 91 |
| | Nation | - | - | - | - | - | - | - | - | - | - | - | - |