

Ebbw Fawr Learning Community

GOVERNORS' FULL REPORT

TO PARENTS

YEAR 2013-2014

This report is a statutory document sent from the Chair of the Governing Body on behalf of the Governing Body to you as parents and carers. The contents included are decided by the Welsh Government.

All governing bodies are required to produce and distribute a summary version of the annual report to parents. A copy of the full report is available from the school via each phase reception area or alternatively as a download from www.ebbwfawr.co.uk

A request for a full printed copy can also be made via the school website contact us page.

Parent Meeting with Governors

The Governors are no longer required to hold an annual parents meeting. One can be called on demand from parents subject to a minimum number of parents requesting one.

Governors are always available to meet to discuss issues with parents and attend most school events for this purpose. The Chair of Governors can be contacted via the school.

Message from the Chair of the Governing Body

It is a great pleasure to bring you this Governors' Report to Parents following a very successful academic year at Ebbw Fawr Learning Community.

The amalgamation of the 5 schools which are now contained within the Learning Community was finally achieved in September 2013. I am pleased to report that despite a number of teething problems with both the Primary Phase and Secondary Phase buildings, both are now functioning as proper school premises. Over the summer break, the Secondary Phase building has benefitted from additional work which is equally rewarding to the staff and pupils. I must congratulate everyone including the contractors and local authority in achieving these improvements in a short period.

In September 2013 the Primary Phase pupils numbered 368 and The Secondary Phase numbered 1143 all pupils settled in well quite quickly and there was minimal disruption, a tribute to the hard work and organisation by the staff throughout both Phases.

The GCSE results were outstanding. 53% of Year 11 students achieved 5 or more Level 2 qualifications (equivalent to GCSE A* to C including English & Mathematics). The full schedule of achieved results is attached to this report. At present this information is provisional only. My congratulations to all students on their achievements and I wish them the very best for the future.

The governors are delighted that the school is included in the Welsh Government's initiative 'Schools Challenge Cymru'. This exciting and challenging project will bring added benefits and funding to our school.

As a Board of Governors we wish to record our grateful thanks to all the teaching staff, support staff and in particular the Director and leadership team of the Ebbw Fawr Learning Community. The success of the school is not only measured in terms of academic results but also the impact which it makes upon the community of Ebbw Vale. Many community sporting and drama events have taken place all of which are a credit to the staff and pupils involved.

As Chair of the Board of Governors I must express my sincere gratitude to my fellow governors who voluntarily, give many hours of their time freely to meetings both within the school premises and outside. Their support is greatly appreciated.

Finally, parental support is of vital importance for the success of the school and I would like to take this opportunity to express our appreciation for your continued support. Please note that from time to time opportunities arise for the election of new parent governors. Keep a lookout for details which may be sent out in mailings from the school.

Roderick Davies
Chair of the Board of Governors

THE GOVERNING BODY

Who we are:

Type	Name	Office (from December 2012)	Term of Office ends
	Mr Graeme Harkness	Director	
Community	VACANCY		
Community	Mr Richard Barrett	Vice Chair of Governors	30/11/2017
Community	Mr Rod Davies	Chair of Governors. Chair Strategic Management Group	30/11/2017
Community	Mr Darryl Tovey		30/11/2017
Community	Mr Mike Davies	Chair of Community and Wellbeing Committee	30/11/2017
LEA	Cllr Anne Lewis		20/11/2017
LEA	Cllr Keren Bender		30/11/2016
LEA	Cllr Clive Meredith	Health & Safety Governor	30/11/2016
LEA	Cllr Derrick Bevan		27/03/2017
LEA	Cllr Mostyn Lewis	Safeguarding Governor	27/03/2017
Parent	Mrs Joanna Evans	Chair of Quality and Standards Committee	30/11/2016
Parent	Mr Nathan O'Callaghan		30/11/2016
Parent	Mr Kevan Lines	Chair of Resources & Personnel Committee. ALN Governor	30/11/2016
Parent	Mrs Emma Freegard		30/11/2016
Parent	Mrs Claire Tovey		30/11/2016
Parent	VACANCY		
Teacher	Mrs Clare Lane		30/11/2016
Teacher	Mrs Hannah O'Neill		30/11/2016
Staff	Ms Shan James		09/07/2017

Resignations (From December 2013)

	Name	Resignation date
Community	Mrs Angharad Collins	12/06/14
Parent	Mrs Kath Tranter	15/07/14

The full Governing Body meets at least once every half term and subsequently through a series of committees.

The Chair of Governors, Mr Rod Davies can be contacted via the main office in the secondary phase building, Tel: 01495 354690, as can the Clerk of Governors, Marie Anderson.

The school has 6 parent governors who's terms of offices runs until 30th November 2016.

Financial Statement 2012/13

The Resources and Personnel committee met regularly throughout the year to establish and monitor the substantial school budget. I am grateful to the Director and his Finance team for their endeavours throughout the year. We have one dedicated 3-16 budget. Whilst the school's budget is relatively healthy this financial year, we are facing challenges ahead including;

1. Falling birth rates in the secondary phase which will see numbers (and income) fall for the next few years.
2. Under capacity in the primary phase.
3. The necessity of a substantial fund to be allocated towards replacing the IT equipment. Whilst we are fortunate to have everything new, this does mean that much of our equipment will need to be replaced at roughly at the same time.

In terms of staffing we remain fully staffed in all areas of the school. During the last financial year we undertook a review of staffing and a small number of staff left under the Council's voluntary redundancy terms and conditions. A small number of staff carry management responsibility allowances under protection following the closure of the former schools. This protection ends in September 2015 when a new staffing structure will be introduced. Governors will work closely with the Director and all staff to ensure this new structure is planned and directed for the benefit of the students.

I am grateful to Governor Members of the Resources and Personnel Committee for their commitment during the year.

Kevan Lines – Chair Resources and Personnel Committee

Ebbw Fawr Learning Community	
Out-turn Statement 2013/2014	
Funding	6,651,954
Balance Brought Forward 2012/2013	140,840
Total	£6,792,794
Employees	
Teachers	4,028,045
Supply	115,373
Support Staff	1,093,431
Premises Staff	108,116
Midday Supervisors	32,493
Total	£5,377,458
Other Employee Costs	
Travel/Expenses	2,798
Advertising	128
School Funded Training	80
Total	£3,006
Energy	

Gas	63,680
Electricity	101,706
Other Fuels	968
Total	£166,353
Capitation	
Capitation	237,586
Exam Fees	107,237
Total	£344,823
Premises	
Rates & Rent	200,838
Building Maintenance	13,872
Building Cleaning	206,975
Grounds Maintenance	19,918
Water	10,637
Miscellaneous	9,497
Refuse Collection	9,404
Total	£471,139
Communications	
Postage	7,953
Telephones	19,670
Total	£27,622
Transport	
Vehicle Maintenance/Insurance	7,663
Vehicle Hire	21,554
Work experience	12
Total	£29,229
Central Services/SLA's	
Building Insurance SLA	40,560
Building Maintenance SLA	59,601
Catering SLA	214,455
Chief Executives Department SLA	3,258
Community Services Dept. SLA	2,293
Education Department SLA	21,416
ICT SLA	29,598
Music Support (Peripatetic)	37,584
Resources Department SLA	41,995
SMIFFS/Sickness Insurance	57,654
Total	£508,513
Total Expenditure	
Total	£6,951,001
Income	
Miscellaneous	268,538
Sickness Compensation	45,128

Maternity Compensation	63,479
Total	£377,860
Total Income	
Outturn	£6,573,142
Surplus/(Deficit)	£219,653

Whilst the Surplus figure is high, the figure includes funds that the departments were encouraged to carry forward to enable them to purchase resources for the new building. There was a delay with some of the energy costs that should have been charged and as these costs weren't received during 2013/2014 the money allocated to pay these charges was carried forward and is also included in the surplus.

SCHOOL PERFORMANCE

Foundation Phase Data Summary

Numbers in cohort = 50 (22 boys and 28 girls) and weighting per student =2%

Number of FSM pupils=20 and weighting per student =5%

Foundation Phase Indicator (Outcome 5+ in Language, Literacy and Communication, Mathematical Development and Personal and Social Development, Wellbeing and Cultural Diversity)

	2014 target	2014 outcome
School	79% (39 pupils)	78% (39 pupils)
Family		86%
BG		83%
Wales		85%

Language, Literacy and Communication

Outcome 5+

	2014 target	2014 outcome
School	85% (42 pupils)	80% (40 pupils)
Family		89%
BG		85%
Wales		87%

Outcome 6+

	2014 target	2014 outcome
School	35% (17 pupils)	32% (16 pupils)
Family		27%
BG		25%
Wales		32%

Mathematical Development

Outcome 5+

	2014 target	2014 outcome
School	79% (39 pupils)	78% (39 pupils)
Family		89%
BG		86%
Wales		88%

Outcome 6+

	2014 target	2014 outcome
School	35% (17 pupils)	18% (9 pupils)
Family		26%
BG		22%
Wales		30%

Personal and Social Development, Wellbeing and Cultural Diversity

Outcome 5+

	2014 target	2014 outcome
School	94% (47 pupils)	90% (45pupils)
Family		95%
BG		94%
Wales		94%

Outcome 6+

	2014 target	2014 outcome
School	52% (26 pupils)	70% (35 pupils)
Family		49%
BG		47%
Wales		52%

KS2 Data Summary

Numbers in cohort = 41 (25 boys and 15 girls) and weighting per student =2.4%
Number of FSM pupils=8 and weighting per pupil=12.5%

Core Subject Indicator (Level 4+ in English, Maths and Science)

	2014 target	2014 outcome
School	88% (36 pupils)	88% (36 pupils)
Family		89%
BG		83%
Wales		86%

EnglishLevel 4+

	2014 target	2014 outcome
School	88% (36 pupils)	90% (37 pupils)
Family		92%
BG		86%
Wales		88%

Level 5

	2014 target	2014 outcome
School	39% (16 pupils)	29% (12 pupils)
Family		39%
BG		29%
Wales		38%

MathsLevel 4+

	2014 target	2014 outcome
School	90% (37 pupils)	90% (37 pupils)
Family		89%
BG		88%
Wales		89%

Level 5+

	2014 target	2014 outcome
School	41% (17 pupils)	15% (6 pupils)
Family		36%
BG		28%
Wales		38%

ScienceLevel 4+

	2014 target	2014 outcome
School	90% (37 pupils)	93% (38 pupils)
Family		92%
BG		90%
Wales		90%

Level 5+

	2014 target	2014 outcome
School	41% (17 pupils)	20% (8 pupils)
Family		36%
BG		28%
Wales		38%

Welsh
Level 4

	Outcome 2012/13	2014
School	61%	Target 65% (27 pupils) Outcome 68% (28 pupils)

Level 5

	Outcome 2012/13	2014
School	8%	Target 2% (1 pupil) Outcome 2% (1 pupil)

National Test Analysis 2014 Reading

	% of pupils scoring 85 or less	% of pupils scoring 85-115	% of pupils scoring 85+	% of pupils scoring 115+	Quartile for 85+	Quartile for 115+
Year 2 2014	24	54	70	16	4	2
Year 3 2014	19	71	81	10	3	3
Year 2 2013	14	75	86	12	3	3
Year 4 2014	38	59	63	3	4	4
Year 3 2013	50	46	50	4	4	4
Year 5 2014	20	69	80	11	2	2
Year 4 2013	15	68	83	15	3	3
Year 6 2014	37	64	64	0	4	4
Year 5 2013	40	60	60	0	3	4
Year 6 2013	16	65	84	20	2	2

Numeracy

		% of pupils scoring 85 or less	% of pupils scoring 85-115	% of pupils scoring 85+	% of pupils scoring 115+	Quartile for 85+	Quartile for 115+
Year 2 2014	P	38	50	56	6	4	3
	R	38	54	56	2	4	3
Year 3 2014	P	33	57	67	9	4	2
	R	33	59	67	9	4	3
Year 2 2013		29	57	71	14	4	2
Year 4 2014	P	31	63	69	6	4	3
	R	44	50	56	6	4	3
Year 3 2013		38	58	62	4	4	4
Year 5 2014	P	34	66	66	0	4	4
	R	41	55	59	4	4	3
Year 4 2013		28	65	70	5	4	3
Year 6 2014	P	34	66	66	0	4	4
	R	32	68	68	0	4	4
Year 5 2013		31	63	66	3	4	3
Year 6 2013		30	65	71	6	4	3

Secondary Phase

School Comparative Report with Benchmarking: National Numeracy Procedural Test

Ebbw Fawr Learning Community

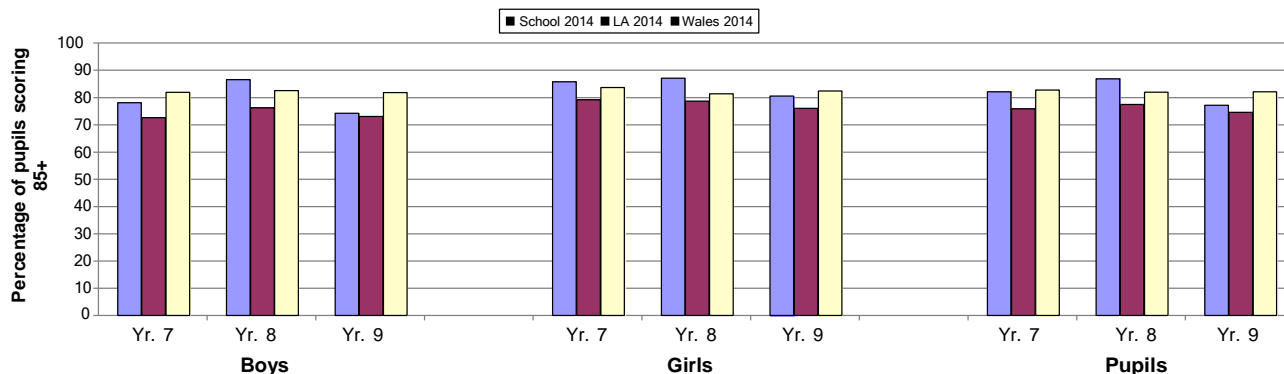
Standardised Score: Standardised scores enable you to compare your own learners with others who took the same tests in May 2014. These tests were standardised to have a mean of 100 and for the following percentage of the population, on whom the test was standardised, to have scores falling within the following ranges:

< 85	:	16%
Between 85 - 115	:	68%
> 115	:	16%

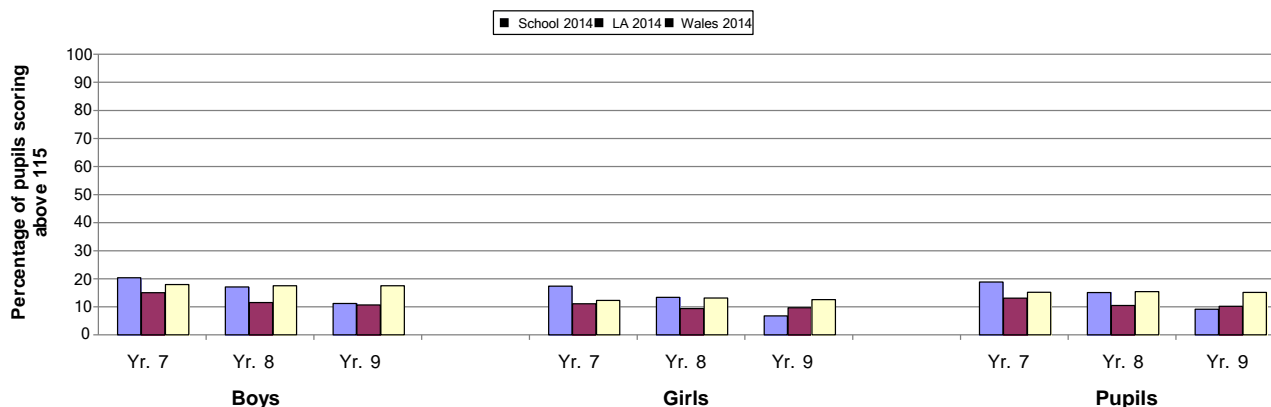
Percentage of boys, girls and pupils within each range of scores:

Year		Boys			Girls			Pupils		
		School 2014	LA 2014	Wales 2014	School 2014	LA 2014	Wales 2014	School 2014	LA 2014	Wales 2014
7	< 85	22	28	18	14	21	17	18	24	17
	Between 85 - 115	58	58	64	68	68	71	63	63	68
	> 115	20	15	18	17	11	12	19	13	15
8	< 85	14	24	18	13	22	19	13	23	18
	Between 85 - 115	69	65	65	74	69	68	72	67	67
	> 115	17	11	17	13	9	13	15	10	15
9	< 85	26	27	18	20	24	18	23	26	18
	Between 85 - 115	63	62	64	74	66	70	68	64	67
	>115	11	10	17	7	9	12	9	10	15

Percentage of boys, girls and pupils with a score of 85 and above (85+):



Percentage of boys, girls and pupils with a score above 115:



School Comparative Report with Benchmarking: National Numeracy Reasoning Tests

Ebbw Fawr Learning Community

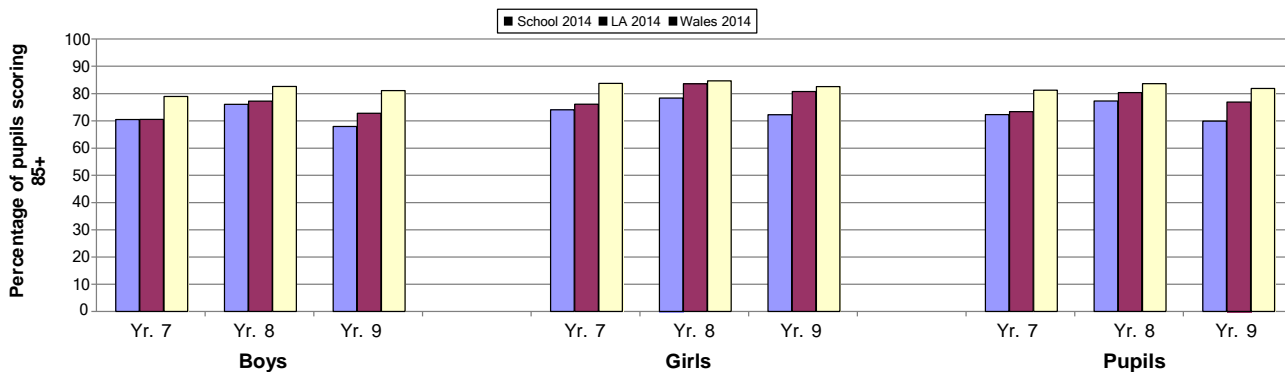
Standardised Score: Standardised scores enable you to compare your own learners with others who took the same tests in May 2014. These tests were standardised to have a mean of 100 and for the following percentage of the population, on whom the test was standardised, to have scores falling within the following ranges:

< 85	:	16%
Between 85 - 115	:	68%
> 115	:	16%

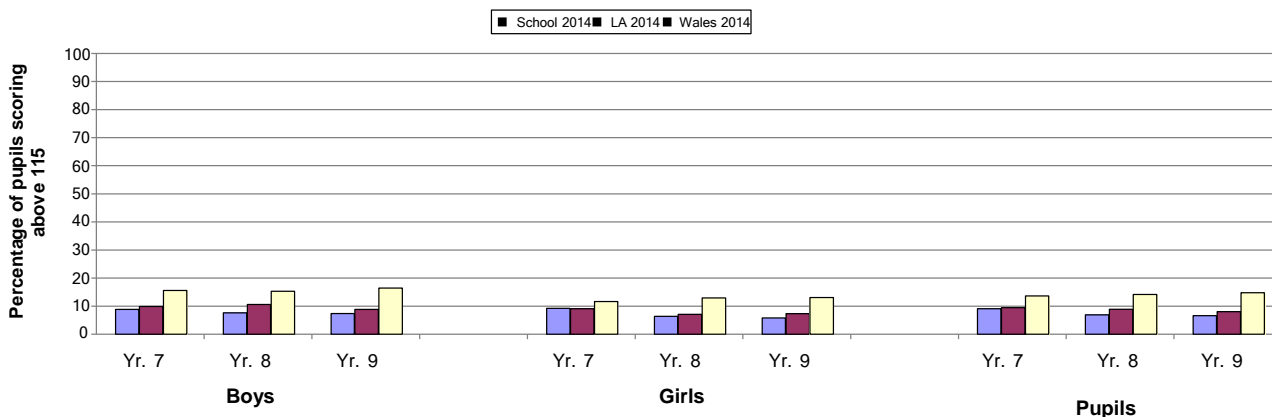
Percentage of boys, girls and pupils within each range of scores:

Year	Range	Boys			Girls			Pupils		
		School 2014	LA 2014	Wales 2014	School 2014	LA 2014	Wales 2014	School 2014	LA 2014	Wales 2014
7	< 85	30	30	21	26	24	17	28	27	19
	Between 85 - 115	62	61	63	65	67	72	63	64	68
	> 115	9	10	15	9	9	11	9	9	13
8	< 85	24	23	18	22	17	16	23	20	17
	Between 85 - 115	68	67	67	72	76	72	70	71	69
	> 115	7	10	15	6	7	13	7	9	14
9	< 85	32	27	19	28	19	18	30	23	18
	Between 85 - 115	61	64	65	66	73	69	63	69	67
	>115	7	9	16	6	7	13	6	8	15

Percentage of boys, girls and pupils with a score of 85 and above (85+):



Percentage of boys, girls and pupils with a score above 115:



Year	Quarter 4	Lower Quartile	Quarter 3	Median	Quarter 2	Upper Quartile	Quarter 1
7		75		79	82	84	
8		75		78		81	87
9		73	77	79		83	

Year	Quarter 4	Lower Quartile	Quarter 3	Median	Quarter 2	Upper Quartile	Quarter 1
7		7		11		14	19
8		7		11		15	15
9		8	9	10		14	

% scoring above 115

Secondary Phase

Key stage 3

See Appendix A

GCSE RESULTS AGAINST TARGETS 2013/14

Performance Indicator	Target	Actual Result
Level 1 Threshold	95%	94%
Level 2 Threshold	77%	72%
Level 2 inclusive	49%	53%
Core Subject Indicator	48%	47%
Level 2 in Science	64%	76%
A*-C in English	66%	66%
A*- C in Mathematics	51%	59%
No Qualifications	1%	0.9% *
Capped Points	308	321

- *Please note these students were educated off-site.

- How do we compare to Local Authority and Wales

Performance Indicator	SCHOOL			LA			WALES		
	2014	2013	2012	2014	2013	2012	2014	2013	2012
Level 1 Threshold	94%	92%	87%	90%	89%	84%	94%	93%	92%
Level 2 Threshold	72%	66%	76%	72%	59%	58%	82%	77%	73%
Level 2 Threshold inc	53%	44%	39%	42%	39%	34%	55%	52%	51%
C.S.I.	47%	42%	40%	38%	36%	33%	52%	48%	49%

ATTENDANCE

	<u>Academic Year</u>	<u>Academic Year</u>	<u>Academic Year</u>
	<u>2012-2013</u>	<u>2013-2014</u>	<u>2014-2015</u>
Attendance			
Attendance Target (%)	91.30%	91.50%*	91.75%*
Attendance - Actual	92.80%	93.20%	
BG Average 2011/12	91.10%		
Welsh Average 2011/12	92.20%		
Authorised Absence Target (%)	7.40%	7.00%*	6.80%*
Authorised Absence Actual	6.10%	5.20%	
Unauthorised Absence Target (%)	1.30%	1.50%*	1.45%*
Unauthorised Absence Actual	1.10%	1.70%	
*To be reviewed by Governors			

Exclusions	2012-13	2013-14	2014-15
Number of Permanent Exclusions Target	<2	<2	<2
Number of Permanent Exclusions Actual	0	1	
Total number of Fixed Term exclusion days Target	<140	<110	<90
Total number of Fixed Term exclusion days Actual			
	Secondary 90	192.5	
	Primary 2	5.5	

Targets for 2013-14 are currently being reviewed with an expected increase on those currently set.

The number of fixed term exclusions remains significantly lower in comparison to previous years in the former schools.

The main reasons for these short fixed term exclusions are

- Verbal abuse/threatening behaviour
- Persistent disruptive behaviour
- Bullying
- Persistent defiance of school rules

Period: 01/09/2013 to 23/05/2014

Percentage of Sessions

Group	Presents	AEA	Authorised Absences	Unauthorised Absences	% Attend
N1 - Rising 3	92.3	0	6.8	0.9	92.3
Nursery 2	86	0	9.2	4.8	86
Reception	94.5	0	5.1	0.4	94.5
Year 1	93.4	0	5.5	1.1	93.5
Year 2	94.6	0	4.5	0.9	94.7
Year 3	95.3	0.6	3.5	0.6	95.9
Year 4	95.6	0	3.8	0.5	95.6
Year 5	94.4	0.1	4.7	0.8	94.6
Year 6	95.4	0.1	3.9	0.6	95.5
Year 7	93.9	0.8	4	1.2	94.7
Year 8	93.2	1.3	4.4	1.1	94.5
Year 9	89.7	1.5	6.5	2.3	91.2
Year 10	86.4	6.1	5.8	1.6	92.5
Year 11	85.1	6.1	5.6	3.2	91.2
Totals	90.6	2.5	5.2	1.7	93.2

AEA = Approved education activity such as representing the school in other activities i.e. sport tournaments, educational visits, work experience, interviews, dual reg and educated off site.

Non-attendance warning letters issued

September 2013 - July 2014

Year group	Pre-warning	1 st warning	2 nd warning	
Primary	3	5	0	
Yr 7	3	2	2	
Yr 8	5	11	1	
Yr 9	6	8	0	
Yr 10	4	12	4	
Yr 11	4	19	9	
Total	25	57	16	Overall- 98 Letters sent

- 11 cases went to court between – January 2014 – August 2014
- Resulting cost up to 13 October 2014 - £2040
- 1 parent - 12 month Conditional Discharge
- 1 parent with a 12 week Prison Sentence

Additional letters have also been sent for attendance

- 85% and below
- Lateness and illness

YEAR 11 SCHOOL LEAVER DESTINATIONS

Ebbw Fawr Learning Community

Year 11

	Female	Male	Totals	%
Continuing in full-time education - Same School	0	0	0	-
Continuing in full-time education - School	4	6	10	4.29%
Continuing in full-time education - College	100	85	185	79.4%
Continuing in full-time education - HE	0	0	0	-
GAP Year	0	0	0	-
Continuing in Part time Education	0	1	1	0.43%
Entering employment outside WBTyp	1	2	3	1.29%
Entering WBTyp (employed status)	3	0	3	1.29%
Entering WBTyp - (without employed status)	12	6	18	7.73%
Able to Enter Emp, Ed or WBTyp (Unemployed)	2	5	7	3.0%
Unable OR NOT READY to enter Emp, Ed or WBTyp (e.g. due to illness, custodial sentence)	2	0	2	0.86%
Known to have left the area	0	0	0	-
Not responding to follow-up and therefore unknown	3	1	4	1.72%
Total number of 2014 statutory school leavers	127	106	233	100.0%

LINKS WITH THE COMMUNITY

As a school we have wide ranging links with the local and wider community. This section provides a sample of some of the links in the last academic year.

Primary Phase

As a school we have wide ranging links with the local and wider community. This section provides a sample of some of the links in the last academic year.

- Monthly assemblies with Rev Waggett
- Fundraising for Romanian Charity, Ebbw Vale food bank and comic relief
- Phase Choir singing at Christmas Carol concert at Christchurch
- PC Powell leading class sessions and assemblies
- School dentist leading class sessions on looking after your teeth
- Road safety awareness talks for FP pupils
- Year 6 attending crucial crew safety awareness day
- Gwent Wildlife – forest schools work, wildlife explorers club and class projects
- Blaenau Gwent in Bloom project
- Junior Aspirations project with Year 6 through Communities First
- Blaenau Gwent Grand Council events

Secondary Phase

- Blaenau Gwent Schools Football
- Welsh Rugby Union “School of Rugby” award with strong links to Ebbw Vale RFC
- Eco – Warriors – Biodiversity competitions with BGCBC, Tree planting, Recycling, Food bank collection
- Charities supported this year – Big Toddle, Operation Christmas Child, Water Aid, Comic Relief, Blue Balloon Charity, Lepra, Santa Run for local Hospice,
- Young Fire Fighter Scheme with local Fire Service
- Involvement in Young Rotary Competitions
- Auditions for guitar orchestra & senior Choir in the National Festival

Visits to:

- Cardiff Museum – Art Department
- Cardiff University – PSHE
- Llangrannog – Welsh Department – Yr 7
- Cardiff – Field work Geography Department
- Rhymney Army College
- House of Parliament - Welsh Baccalaureate students.
- Year 9 residential at Cardiff Metropolitan University

TARGETS SET BY THE GOVERNING BODY

Key Stage 2 Targets

The following figures show the targets for 2014/15 for the current Year 6, and show the percentages of students targeted to gain a National Curriculum Level 4 or higher in the core subjects of English, Mathematics, Science and Welsh First Language.

Subject	Percentage
Welsh First Language	N/A
English	87%
Mathematics	87%
Science	87%

Key Stage 3 Targets

The following figures show the targets for 2014/15 for the current Year 9, and show the percentages of students targeted to gain a National Curriculum Level 5 or higher in the core subjects of English, Mathematics, Science and Welsh First Language.

Subject	Percentage
Welsh First Language	N/A
English	89%
Mathematics	87%
Science	91%

Key Stage 4 Targets

The following figures show the targets for 2014/15 for the current Year 11, and show the percentages of students targeted to gain the following indicators:

Level 2 Threshold, including English and Mathematics	56%
Level 1 Threshold	95%
Core Subject Indicator	51%
Leaving School with no recognised qualification	0 %

Targets for Attendance

The following figure indicates the target for school attendance 2014/15

Percentage of total student absenteeism – 6.80%

PROVISION FOR STUDENTS TO PARTICIPATE IN SPORT

Primary Phase

- Pupils participate in a range of sporting activities in weekly PE sessions
- KS2 pupils all have the opportunity to attend swimming lessons for 1 term
- Range of extra-curricular activities including rugby, football, netball, dance and multi skills
- Participated in swimming gala and local tournaments including cricket and football
- Annual sport's day in the summer term
- Healthy living week with a focus on healthy eating and exercise including walking to school week

Secondary Phase

Curriculum

- Football, rugby, basketball, netball, hockey
- Badminton, tennis, table tennis
- Cricket, rounders
- Gymnastics, trampolining
- Athletics, cross country
- Water – swimming, life saving
- Health related exercise and modern trends – aerobics, dance , step-aerobics,
- Outdoor education – orienteering, mountain walking and mountain biking

Extra-Curricular

- After school clubs for: dance, football, rugby, netball, hockey, badminton, cricket, swimming, athletics, cross country, trampolining
- Opportunities for students to represent school/county/national level: football, rugby, hockey, netball, cricket, tennis, swimming, athletics, trampolining, cross country
- National Finalists – Welsh School Trampoline Championships and South England Championships.
- Welsh School of Rugby – U16 Finalists of Welsh Schools Cup
- A range of individual and team honours at County and National levels

POLICY REVIEW

Schools are required to have a large number of policies in place. These policies are reviewed regularly and all members of the governing body are invited to attend these meetings. Policies reviewed in 2013/14 were:

- Educational visits
- Assessment Policy
- Examinations Policy
- Home to School Agreement
- Positive Handling/Physical Intervention
- Redundancy Policy
- Anti-Bullying Policy
- Freedom of Information Policy
- Governors Allowances Policy
- School Session Times Policy
- Toilet Policy
- Pay Policy
- Whistleblowing Policy
- Anti-Fraud, Corruption and Bribery Policy
- Domestic Abuse, Violence against women Policy
- Maternity Leave Policy
- Performance Management Policy
- Safer Recruitment Policy

<u>Academic Year 2014/15 (Current)</u>				
	Term Begins	Half Term	Term Ends	Days
Autumn Term 2014	01/09/14	27/10/14 – 31/10/14	19/12/14	75
Spring Term 2015	05/01/15	16/02/15 – 20/02/15	27/03/15	55
Summer Term 2015	13/04/15	25/05/15 – 29/05/15	20/07/15	65
Total				195

<u>Academic Year 2015/16</u>				
	Term Begins	Half Term	Term Ends	Days
Autumn Term 2015	01/09/15	26/10/15 – 30/10/15	18/12/15	74
Spring Term 2016	04/01/16	15/02/16 0 19/02/16	24/03/16	54
Summer Term 2016	11/04/16	30/05/16 – 03/06/16	20/07/16	67
Total				195

SCHOOL PROSPECTUS

Our prospectus is available from the school or can be downloaded from www.ebbwfawr.co.uk

CURRICULUM & EDUCATIONAL PROVISION

Curriculum Structure

We aim to offer a range of experiences that will provide innovative and transformational opportunities for learning. The curriculum will develop students as independent, interdependent and confident learners. All students are individuals and we are committed to ensuring that any and all barriers to learning are identified and removed, allowing every learner to reach their full potential. Every effort will be made to ensure that no learner is left behind and equal emphasis will be placed on ensuring that all students including the more able, gifted and talented achieve to their full potential.

Foundation Phase

The Foundation Phase Curriculum consists of seven areas of learning and experiences.

The areas are:

- Personal and Social Development, Well-Being and Cultural Diversity
- Language, Literacy and Communication Skills
- Mathematical Development
- Welsh Language Development
- Knowledge and Understanding of the World
- Physical Development
- Creative Development

Key Stage 2

Key Stage 2 the following subjects are taught in line with the 2008 National Curriculum;

English, Mathematics, Science, Welsh, Information and Communication Technology, Art and Design, Geography, History, Music, Physical Education and Design & Technology

The children will participate in a programme of Personal, Social and Health Education which will promote health and wellbeing, including the personal, social, spiritual, moral and cultural development of students. The children will also study RE as a statutory requirement.

In Key Stage 3 a comprehensive range of subjects are delivered to students by subject teaching specialists. The collaboration with primary partner schools to ensure consistency in curriculum provision continues to be of a high standard. Basic Skills provision has been developed through such initiatives as corrective and paired reading, the numeracy scheme and spelling provision. A fulfilling curriculum is offered to vulnerable students through our SEAL, peer mentoring and counselling schemes, while more able and talented students have opportunities to gain additional accreditation.

The School is successful in ensuring that all students follow their preferred choice of study at Key Stage 4. The School offers a good range of general and vocational courses including a range of classroom and offsite provision. The School meets the requirements of the Learning and Skills [Wales] Measure. We collaborate well with our partners in the local area to make sure that all learners' needs are met.

Learning Support Provision

In order to meet the needs of all our students, we will follow well defined procedures for the identification and assessment of children with additional needs. Parents are encouraged to speak to the Form Teacher/ Tutor, Year Leader, Additional Learning Needs Co-ordinator (ALNCO) if they are concerned about their child's learning or behaviour. If a child's name is placed on the 'Special Educational Needs List', parents are informed of this. They are subsequently involved in regular discussions about their child's progress and about ways in which they can help at home. In the majority of cases, needs will be met by the subject teachers who will provide differentiated teaching within the classroom. In other cases, children are withdrawn on a regular basis to work with staff on a specific Intervention Programme for an agreed length of time.

LANGUAGE CATEGORY

English Medium

WELSH LANGUAGE PROVISION

Foundation Phase

- Weekly Welsh focused group activity
- Welsh build into continuous provision tasks
- Eisteddfod day

Key Stage 2

- Weekly Welsh lesson
- Daily 10 minute welsh session
- Bocs bendigedig display in each classroom
- Eisteddfod day

Welsh is studied at both Key Stage 3 and at Key Stage 4. Students all study short course GCSE Welsh in KS 4 at either foundation or higher level as part of the extended core. Some students opt to take the full course qualification as part of their option choices, whilst those who are more able have studied the full GCSE Welsh course in their extended core lessons.

TOILET FACILITIES

Ebbw Fawr Learning Community has toilet facilities in the following areas:

Primary Phase

No. of toilets:

Foundation classes – 9 (including nursery)

KS2 area – 8 boys, 8 girls

Staff/disabled access toilets – 7

Staff toilets – male and female in staff room area – 4 for each

Secondary Phase

Toilet blocks in each cluster wing

End of corridors on first floor (science), second floor science

End of corridor on ground floor D&T

Staff toilets around the building

Disabled access toilets around the building and in areas listed above

Totals for secondary – 13 staff, 21 boys, 35 girls, 14 disabled access

All toilets, sinks, taps and doors are cleaned Monday to Friday by trained staff

Action to Promote Healthy Eating

Appetite for Life is the Welsh Government's plan for improving the food and drink provided in schools in Wales. It sets new food, drink and nutrient standards that mean food provided in school will be healthy and well balanced and snack foods and drinks with little or no nutritional value will not be available.

The food and drink based standards apply across the school day including breakfast clubs, mid-morning break and lunch time provision. The nutrient based standards apply to the food served at lunch times.

What are the “nutrient based standards”?

The nutrient based standards list a maximum amount of fat, saturated fat, added sugars and salt and minimum amount for vitamins and minerals for an average school lunch. There are also calorie limits which mean that the average school lunch contains energy which is right for the needs of children and young people.

All the food provided by Blaenau Gwent Catering Team at lunchtimes has been nutritionally analysed against the nutrient based standards to ensure your child can choose from a healthy balanced variety of foods at lunch time

In the secondary phase the range of food on offer tends to be wider and more varied than in the primary phase. The secondary phase offer a wide range of options such as traditional hot dishes and meal deals – offering good value for money, salad bars, and jacket potatoes with fillings, sandwiches, baguettes, rolls and healthy drinks.

**Pupils aged
15**

Number of pupils aged 15 who were on roll in January 2014 : 234

Percentage of pupils aged 15 who:

	entered at least one qualification	achieved the Level 1 threshold	achieved the Level 2 threshold	achieved the Level 2 threshold including a GCSE pass in English or Welsh first language and mathematics	Core Subject Indicator (2)	Average capped (3) wider points score per pupil	Average wider points score per pupil
School 2013/14	100	94	72	53	47	321	489
LA Area 2013/14	98	90	72	42	38	315	477
Wales 2013/14	99	94	82	55	52	340	520
School 12/13/14	0	0	0	0	0	0	0
School 11/12/13	0	0	0	0	0	0	0

Number of boys aged 15 who were on roll in January 2014 : 107

Percentage of boys aged 15 who:

	entered at least one qualification	achieved the Level 1 threshold	achieved the Level 2 threshold	achieved the Level 2 threshold including a GCSE pass in English or Welsh first language and mathematics	Core Subject Indicator (2)	Average capped (3) wider points score per pupil	Average wider points score per pupil
School 2013/14	99	94	64	52	47	308	446
LA Area 2013/14	97	87	65	38	35	295	432
Wales 2013/14	99	92	78	51	48	327	493
School 12/13/14	0	0	0	0	0	0	0
School 11/12/13	0	0	0	0	0	0	0

Number of girls aged 15 who were on roll in January 2014 : 127

Percentage of girls aged 15 who:

	entered at least one qualification	achieved the Level 1 threshold	achieved the Level 2 threshold	achieved the Level 2 threshold including a GCSE pass in English or Welsh first language and mathematics	Core Subject Indicator (2)	Average capped (3) wider points score per pupil	Average wider points score per pupil
School 2013/14	100	93	79	54	46	333	526
LA Area 2013/14	99	93	81	45	42	337	524
Wales 2013/14	99	95	86	59	56	354	549
School 12/13/14	0	0	0	0	0	0	0
School 11/12/13	0	0	0	0	0	0	0

(1) For details on approved qualifications, point scores and contribution to thresholds, please see the Database for Approved Qualifications in Wales

(DAQW) at <http://www.daqw.org.uk/>

(2) For information about which syllabuses are included in each subject area see Notes for Guidance.

(3) Average capped wider point scores are calculated using the best 8 results.

(4) Entry Level Qualification.

(5) Used for all Free School Meal benchmarking tables.

(6) Used in the calculation of the Core Data Set statistical family.

(7) Note that the denominator for this indicator is the number of 15 year olds who entered Welsh First Language, rather than the total number of 15 year olds.

.. Data not available.

Summary of National Curriculum Assessment results of pupils in the school (2014) and nationally (2013) at the end of Key Stage 3 as a percentage of those eligible for assessment.

		N	D	NCO 1,2,&3	1	2	3	4	5	6	7	>= 8	5+
English	School	0	0	0	0	0	2	9	43	32	13	0	88
	National	0	0	0	0	1	3	12	40	30	11	1	83
Oracy	School	0	0	0	0	0	2	9	43	32	13	0	88
	National	0	0	0	0	1	3	12	37	32	12	1	83
Reading	School	0	0	0	0	0	2	9	46	33	9	0	88
	National	0	0	0	0	1	4	14	39	30	12	1	81
Writing	School	0	0	0	0	0	2	10	47	31	10	0	88
	National	0	0	0	1	1	4	18	39	27	10	1	76

Cymraeg	School	0	0	0	0	0	0	0	0	0	0	0	0
	National	0	0	-	-	0	2	10	42	33	12	1	88
Oracy	School	0	0	0	0	0	0	0	0	0	0	0	0
	National	-	0	0	-	0	1	10	40	35	13	1	88
Reading	School	0	0	0	0	0	0	0	0	0	0	0	0
	National	0	0	-	-	0	2	12	41	33	12	1	86
Writing	School	0	0	0	0	0	0	0	0	0	0	0	0
	National	0	0	-	0	0	3	17	43	28	9	1	80

Mathematics	School	0	0	0	0	0	5	13	36	23	24	0	82
	National	0	0	0	0	1	3	11	31	32	19	2	84

Science	School	0	0	0	0	0	1	6	50	39	5	0	94
	National	0	0	0	0	0	2	10	38	34	14	1	87

Core Subject Indicator	School	80.77
	National	77

		N	D	NCO 1,2&3	1	2	3	4	5	6	7	>= 8	5+
Welsh Second Language	School	1	0	0	0	0	7	17	36	25	14	0	75
	National	1	1	0	1	1	6	17	41	25	7	1	73
Modern Foreign Language	School	0	0	0	0	1	7	18	34	36	3	0	73
	National	2	1	0	1	1	4	14	38	30	10	1	78
Design & Technology	School	0	0	0	0	0	2	11	50	37	0	0	86
	National	0	0	0	0	1	1	9	45	34	9	0	88
ICT	School	0	0	0	0	0	1	12	53	26	8	0	87
	National	0	0	0	0	0	1	8	42	37	11	0	89
History	School	0	0	0	0	0	4	17	47	22	9	0	79
	National	0	0	0	0	1	2	11	39	33	12	1	85
Geography	School	0	0	0	0	0	3	15	46	27	9	0	82
	National	0	0	0	0	1	2	12	40	31	12	1	85
Art & Design	School	0	0	0	0	0	0	7	27	49	14	3	93
	National	0	0	0	0	0	1	9	44	33	11	1	89
Music	School	0	0	0	0	0	1	18	52	27	2	0	81
	National	1	0	0	0	0	1	10	52	27	7	1	87
PE	School	0	0	0	0	0	0	8	62	24	6	0	92
	National	1	0	0	0	0	1	11	50	28	8	1	86

Percentage of boys at each level

		N	D	NCO 1,2,&3	1	2	3	4	5	6	7	>= 8	5+
English	School	0	0	0	0	0	4	9	52	29	6	0	87
	National	-	-	-	-	-	-	-	-	-	-	-	77
Cymraeg	School	0	0	0	0	0	0	0	0	0	0	0	0
	National	-	-	-	-	-	-	-	-	-	-	-	83
Maths	School	0	0	0	0	0	7	11	43	19	20	0	82
	National	-	-	-	-	-	-	-	-	-	-	-	82
Science	School	0	0	0	0	0	2	6	57	32	3	0	93
	National	-	-	-	-	-	-	-	-	-	-	-	84

Percentage of girls at each level

		N	D	NCO 1,2,&3	1	2	3	4	5	6	7	>= 8	5+
English	School	0	0	0	0	0	0	9	33	36	22	0	91
	National	-	-	-	-	-	-	-	-	-	-	-	89
Cymraeg	School	0	0	0	0	0	0	0	0	0	0	0	0
	National	-	-	-	-	-	-	-	-	-	-	-	93
Maths	School	0	0	0	0	0	2	16	27	27	28	0	82
	National	-	-	-	-	-	-	-	-	-	-	-	86
Science	School	0	0	0	0	0	0	6	41	47	7	0	94
	National	-	-	-	-	-	-	-	-	-	-	-	90